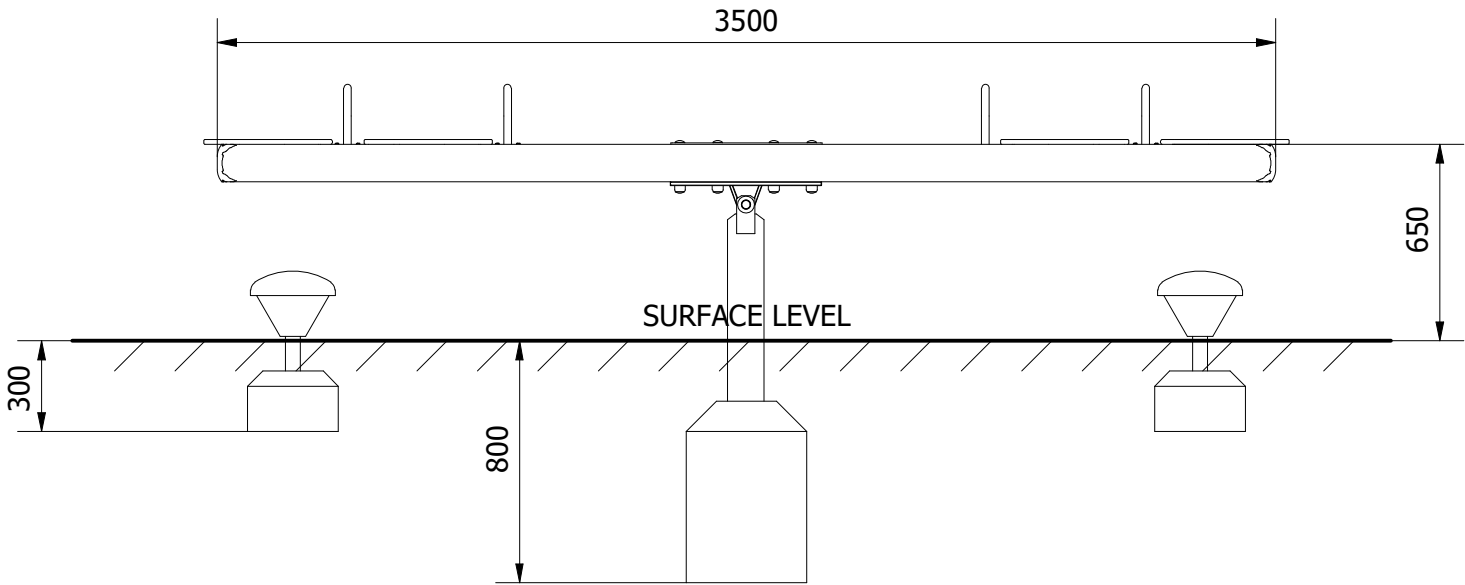
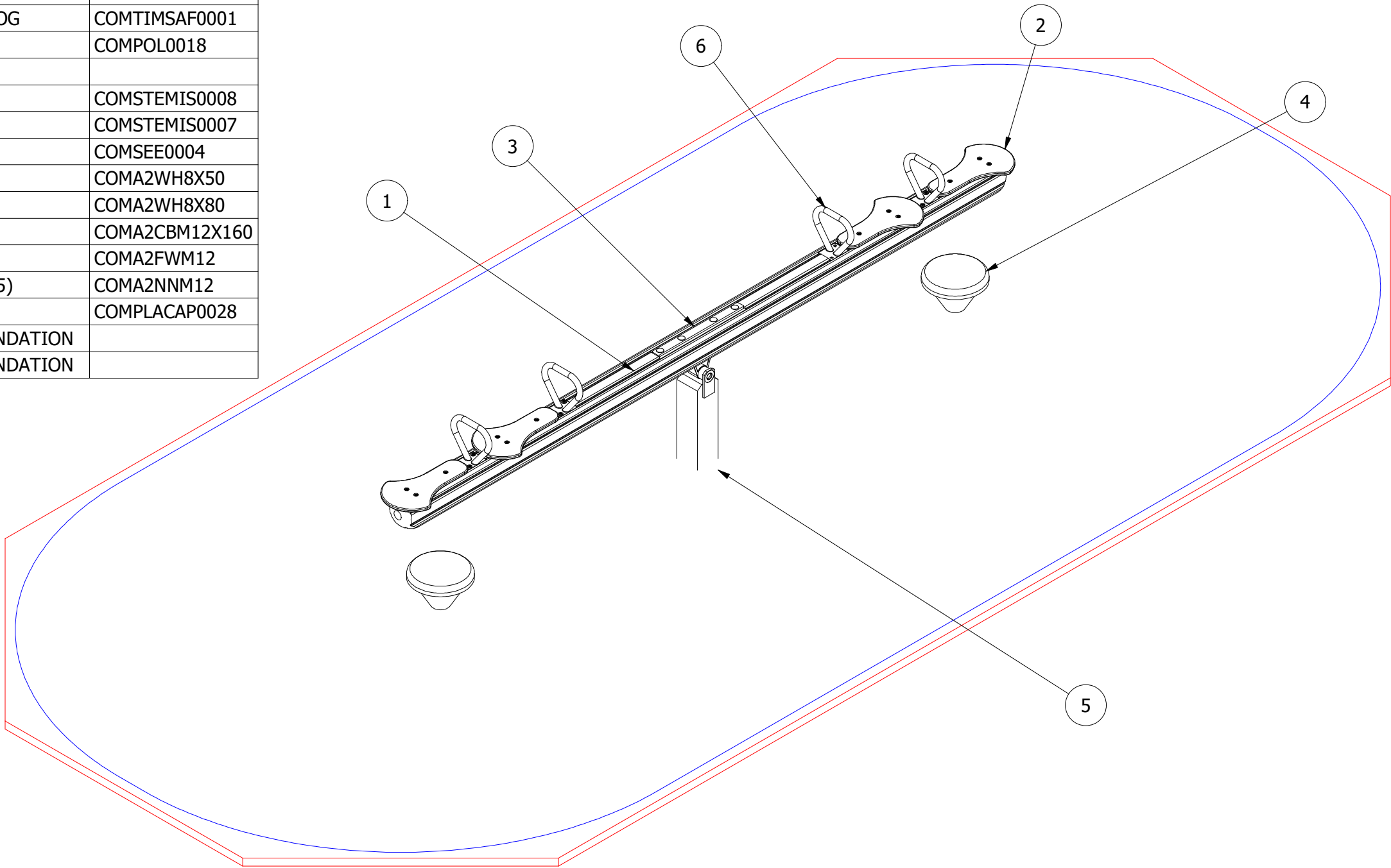


PARTS LIST				
ITEM	QTY	PART NUMBER	DESCRIPTION	STOCK NUMBER
1	1	TB-200-654	3500MM X 125MM SAFALOG	COMTIMSAF0001
2	4	PE-400-099	SEE-SAW SEAT	COMPOL0018
3	1	MT-300-061	SUPPORT BRACKET	
4	2	ART.1155 SOFTENER	SEE-SAW SOFTENER	COMSTEMIS0008
5	1	204160 - SEE-SAW BEARING	SEE-SAW BEARING	COMSTEMIS0007
6	4	ART.1190 SQUARE HANDLE	SEE-SAW HANDLE	COMSEE0004
7	12	M8 X 50 TORX WASHER HEAD	50MM WASHER SCREW	COMA2WH8X50
8	6	M8 X 80 TORX WASHER HEAD	80MM WASHER SCREW	COMA2WH8X80
9	4	M12 X 160 COACH BOLT	M12 X 160 (DIN 603)	COMA2CBM12X160
10	4	M12 WASHER	M12 WASHER (DIN 125)	COMA2FWM12
11	4	M12 NYLOC NUT	M12 NYLOC NUT (DIN 985)	COMA2NNM12
12	4	2 PART CAP (BLACK)	TWO PART CAP	COMPLACAP0028
13	1	400 x 400 x 600	0.096M³ CONCRETE FOUNDATION	
14	2	300 x 300 x 200	0.018M³ CONCRETE FOUNDATION	

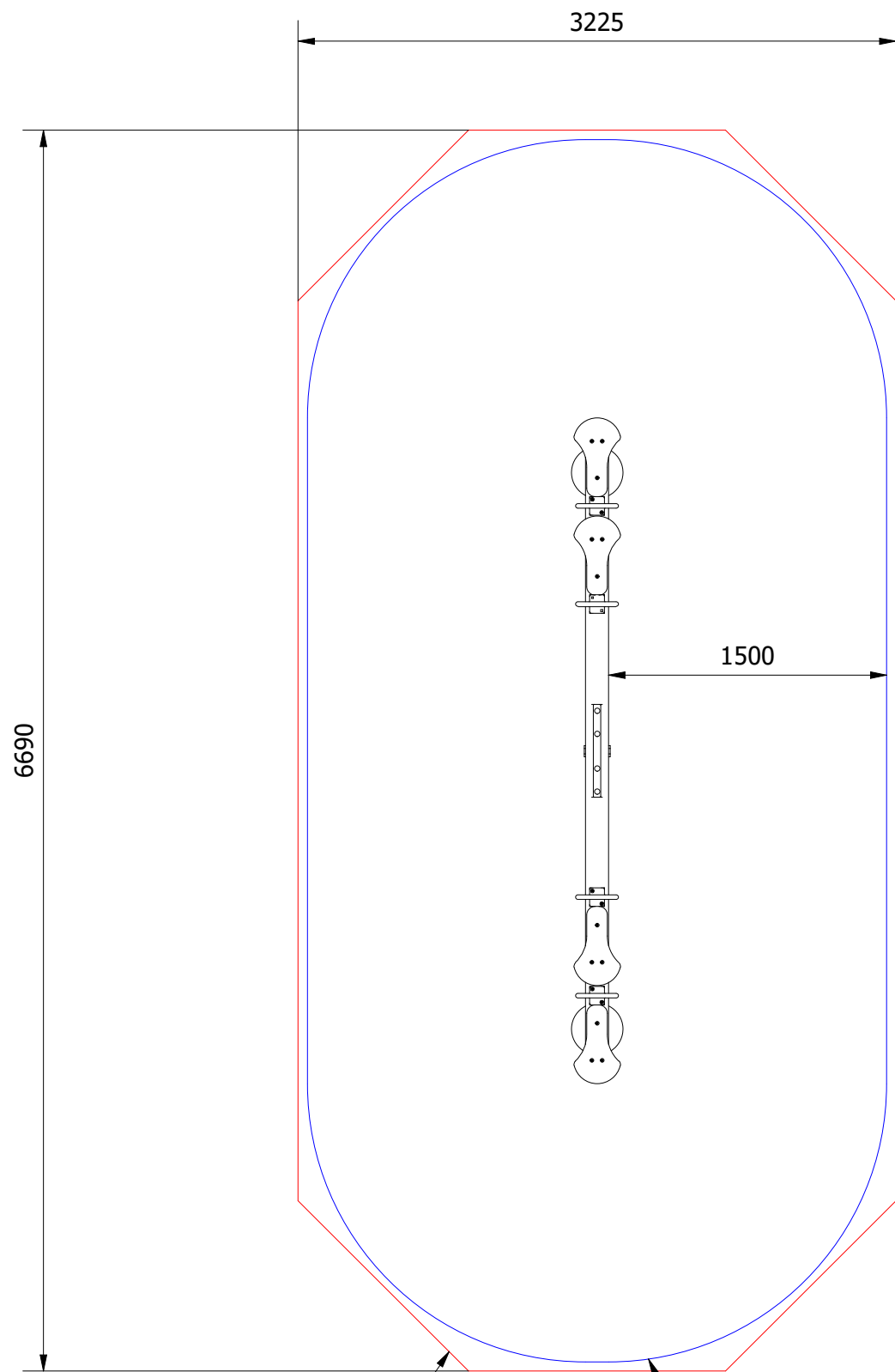


UNLESS OTHERWISE SPECIFIED:  
DIMENSIONS ARE IN MILLIMETERS  
TOLERANCES:  
LINEAR: ±2MM  
1 DECIMAL PLACE: ±0.5MM  
ANGULAR: ±1°

**PROPRIETARY AND CONFIDENTIAL**  
THE INFORMATION CONTAINED IN THIS  
DRAWING IS THE SOLE PROPERTY OF  
FENLAND LEISURE PRODUCTS. ANY  
REPRODUCTION IN PART OR AS A WHOLE  
WITHOUT THE WRITTEN PERMISSION  
OF FENLAND  
LEISURE PRODUCTS IS PROHIBITED.

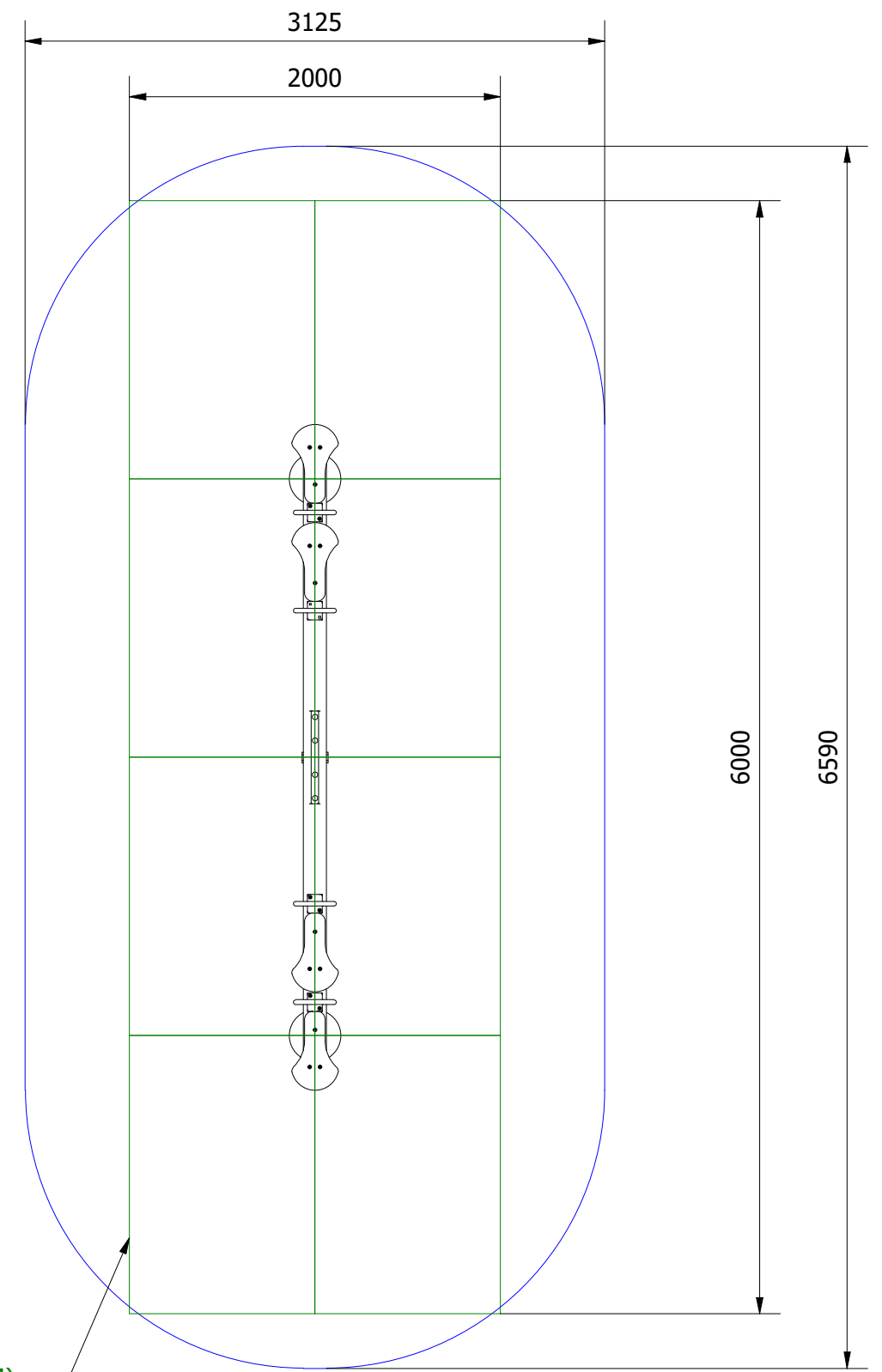


Title: PRO-500-140 FOREST SEE-SAW	
Product Range: PLAYGROUND EQUIPMENT	
1.0M FFH	Date: 11/12/2019
DO NOT SCALE FROM DRAWING	
Tel: 01354 638359 www.onlineplaygrounds.co.uk	
Page: A3	



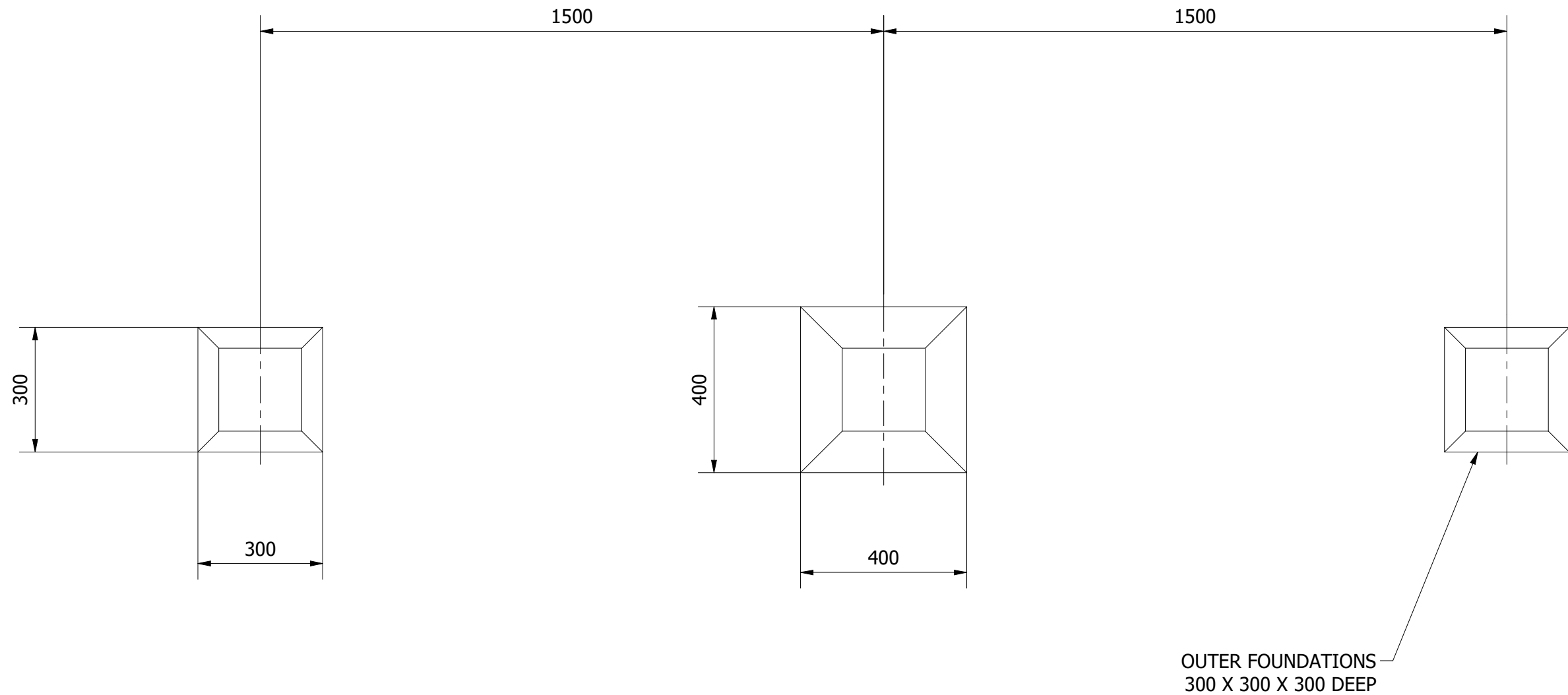
WETPOUR SURFACING  
 AREA = 19.9M<sup>2</sup>  
 PERIMETER = 17.7 L/M

MIN SPACE



8 SAFAGRASS TILES (1.5M X 1.0M)

<p>UNLESS OTHERWISE SPECIFIED: DIMENSIONS ARE IN MILLIMETERS TOLERANCES:</p> <p>LINEAR: ±2MM 1 DECIMAL PLACE: ±0.5MM ANGULAR: ±1°</p>	<p>PROPRIETARY AND CONFIDENTIAL</p> <p>THE INFORMATION CONTAINED IN THIS DRAWING IS THE SOLE PROPERTY OF FENLAND LEISURE PRODUCTS. ANY REPRODUCTION IN PART OR AS A WHOLE WITHOUT THE WRITTEN PERMISSION OF FENLAND LEISURE PRODUCTS IS PROHIBITED.</p>	Title: PRO-500-140 FOREST SEE-SAW	
		Product Range: PLAYGROUND EQUIPMENT	
			Date:
			11/12/2019
			Page:
		DO NOT SCALE FROM DRAWING	
		Tel: 01354 638359 www.onlineplaygrounds.co.uk	

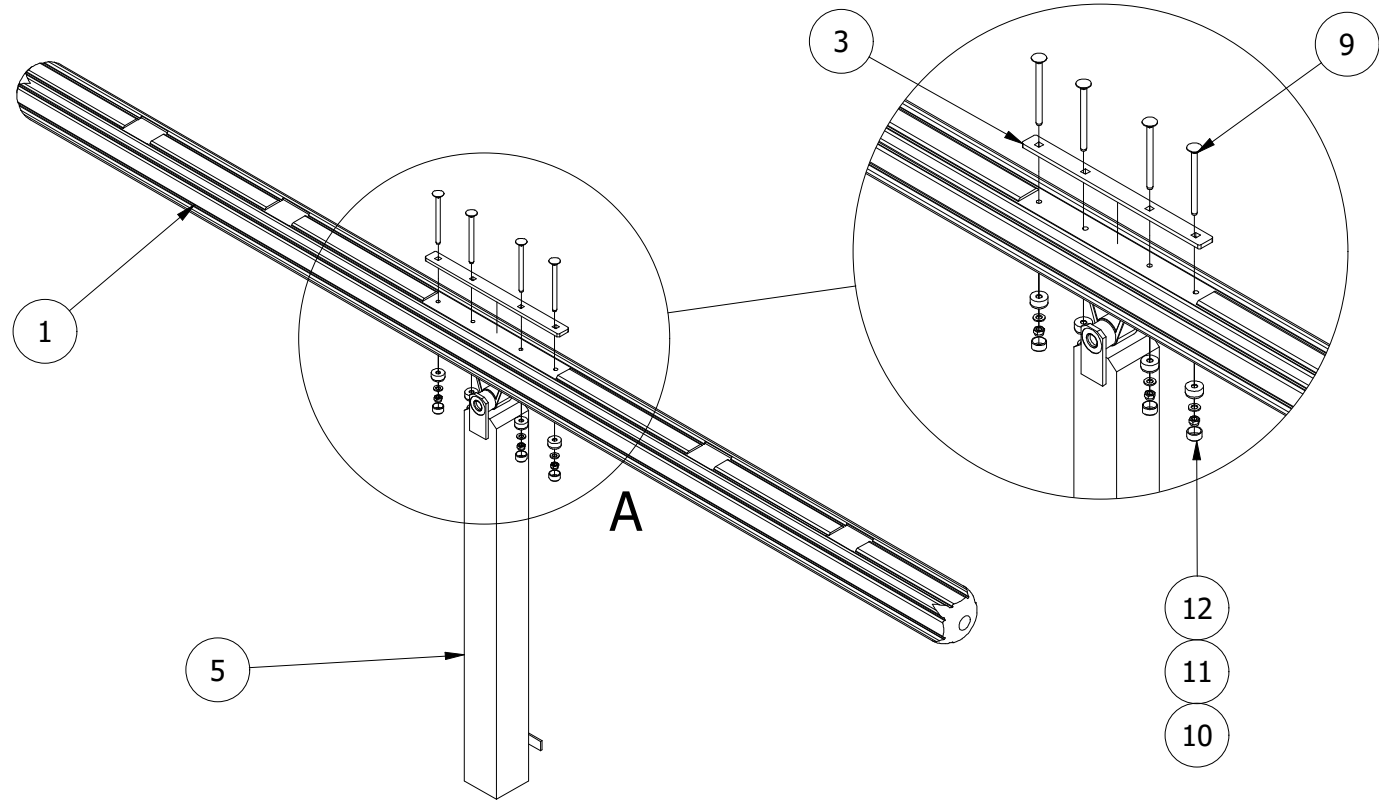


<div>UNLESS OTHERWISE SPECIFIED: DIMENSIONS ARE IN MILLIMETERS TOLERANCES: LINEAR: ±2MM 1 DECIMAL PLACE: ±0.5MM ANGULAR: ±1°</div> <div>THE INFORMATION CONTAINED IN THIS DRAWING IS THE SOLE PROPERTY OF FENLAND LEISURE PRODUCTS. ANY REPRODUCTION IN PART OR AS A WHOLE WITHOUT THE WRITTEN PERMISSION OF FENLAND LEISURE PRODUCTS IS PROHIBITED.</div>	<div>Title: PRO-500-140 FOREST SEE-SAW</div>		
	<div>Product Range: PLAYGROUND EQUIPMENT</div>		
	<div>DO NOT SCALE FROM DRAWING</div>		<div>Date: 11/12/2019</div>
			<div>Page: A3</div>
<div>Tel: 01354 638359    www.onlineplaygrounds.co.uk</div>			

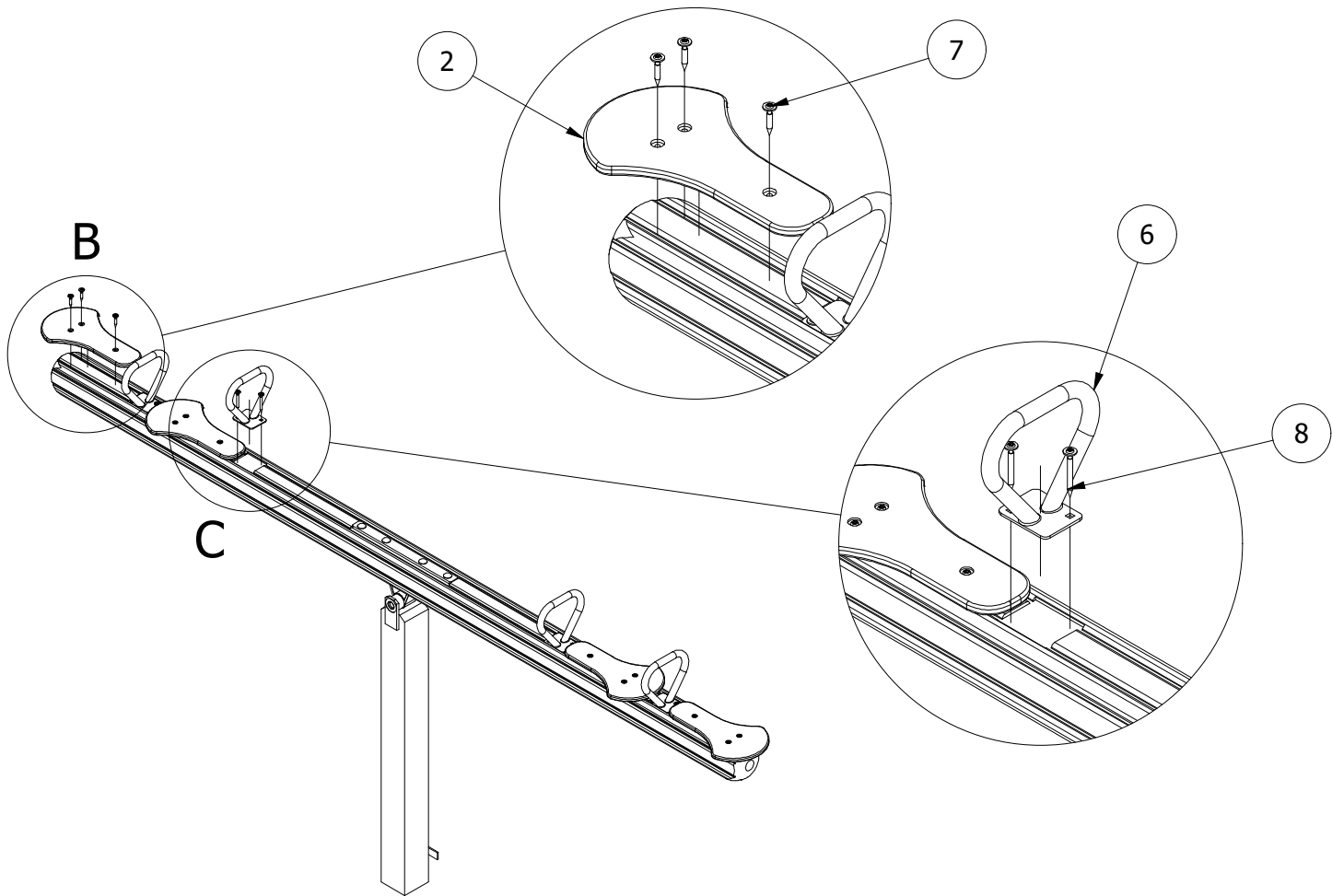


ALL FOUNDATIONS 400 X 400 X 800 DEEP UNLESS OTHERWISE SPECIFIED

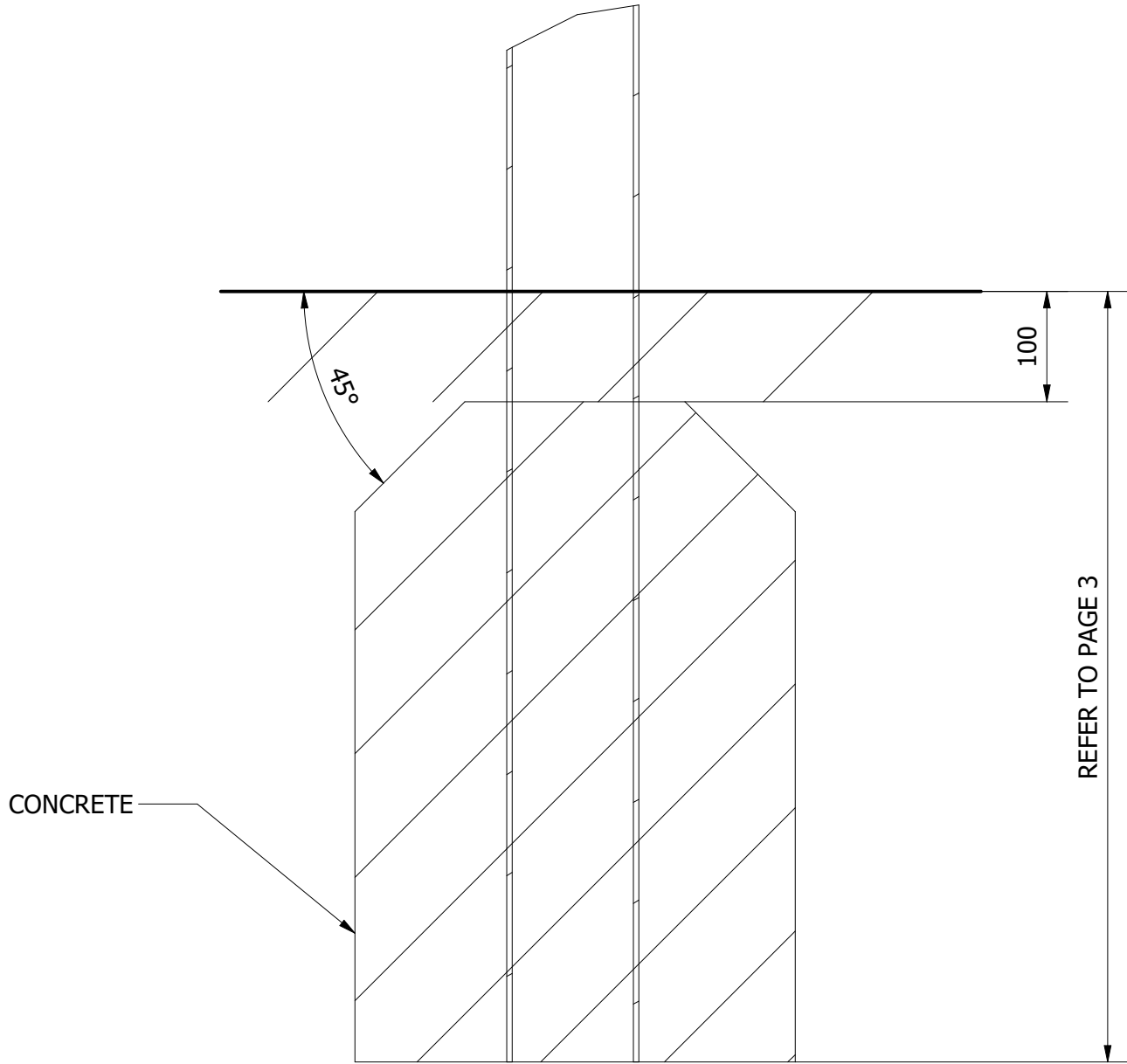
1. SECURE THE SEE-SAW BEARING TO THE UNDERSIDE OF THE TIMBER WITH THE SUPPORT BRACKET CLAMPING THE TIMBER BETWEEN THE TWO.
- NOTE:** TO REDUCE THE RISK OF STEEL GALLING, USE LUBRICANT ON ALL STAINLESS STEEL FIXINGS



2. EACH HAND HOLE HAS A REBATE IN THE TIMBER TO AID THE LOCATION. INSERT THE HAND HOLD INTO THE REBATE AND SECURE USING THE SUPPLIED FIXINGS. POSITION THE SEAT BEHIND EACH HAND HOLD AND SECURE USING THE SUPPLIED FIXINGS.



3. FINALLY, ENSURE UNIT IS LEVEL AND PLUMB, ALL FIXINGS HAVE BEEN TIGHTENED AND PROTECTIVE CAPS IN PLACE. ADD CONCRETE TO EACH FOUNDATION HOLE AND LEAVE FOR 48 HOURS



UNLESS OTHERWISE SPECIFIED:  
DIMENSIONS ARE IN MILLIMETERS  
TOLERANCES:  
LINEAR:  $\pm 2\text{MM}$   
1 DECIMAL PLACE:  $\pm 0.5\text{MM}$   
ANGULAR:  $\pm 1^\circ$

**PROPRIETARY AND CONFIDENTIAL**  
THE INFORMATION CONTAINED IN THIS  
DRAWING IS THE SOLE PROPERTY OF  
FENLAND LEISURE PRODUCTS. ANY  
REPRODUCTION IN PART OR AS A WHOLE  
WITHOUT THE WRITTEN PERMISSION  
OF FENLAND  
LEISURE PRODUCTS IS PROHIBITED.



Title: PRO-500-140 FOREST SEE-SAW

Product Range: PLAYGROUND EQUIPMENT

DO NOT SCALE FROM DRAWING

Tel: 01354 638359 www.onlineplaygrounds.co.uk

Date:  
11/12/2019

Page:

A3