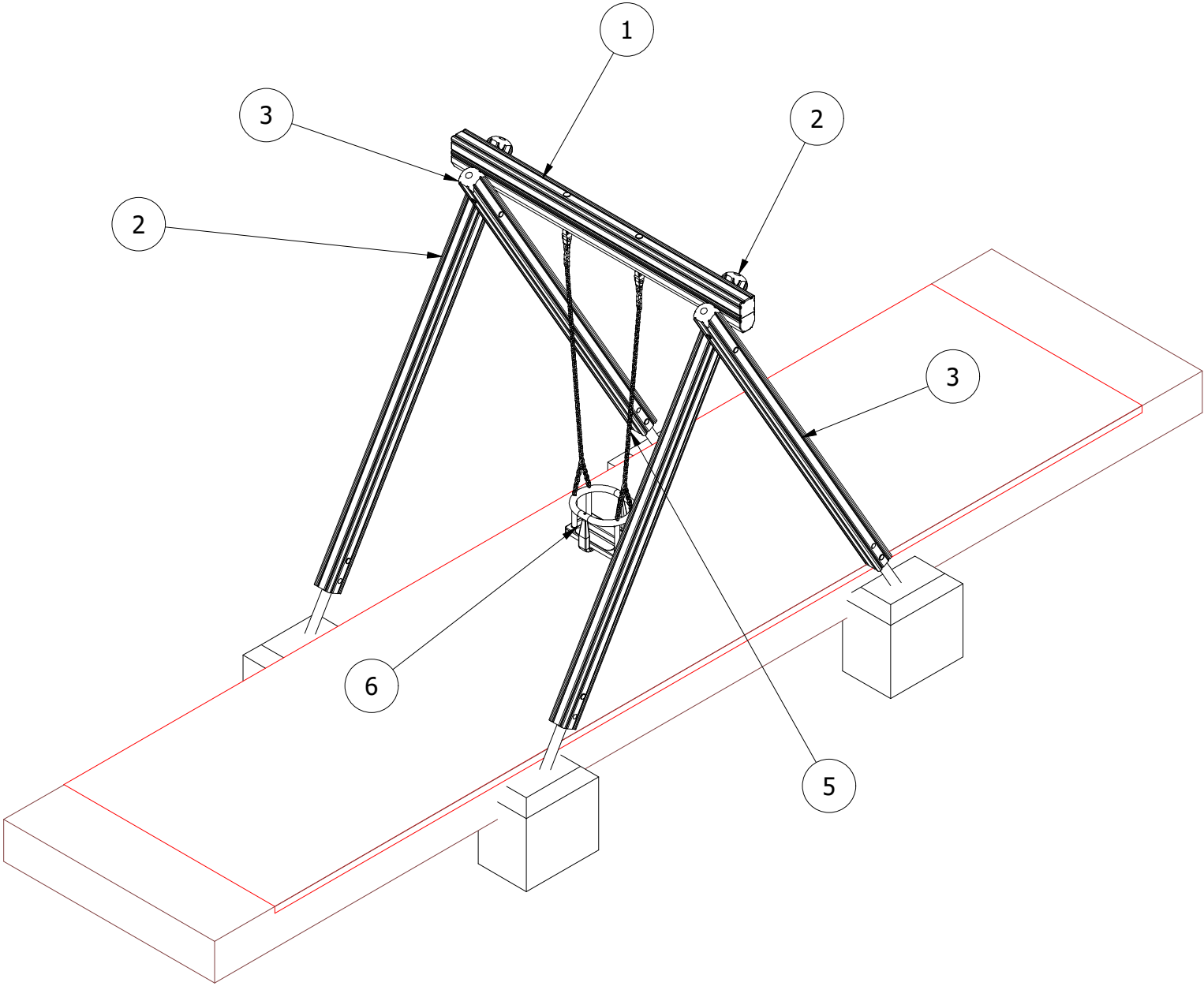
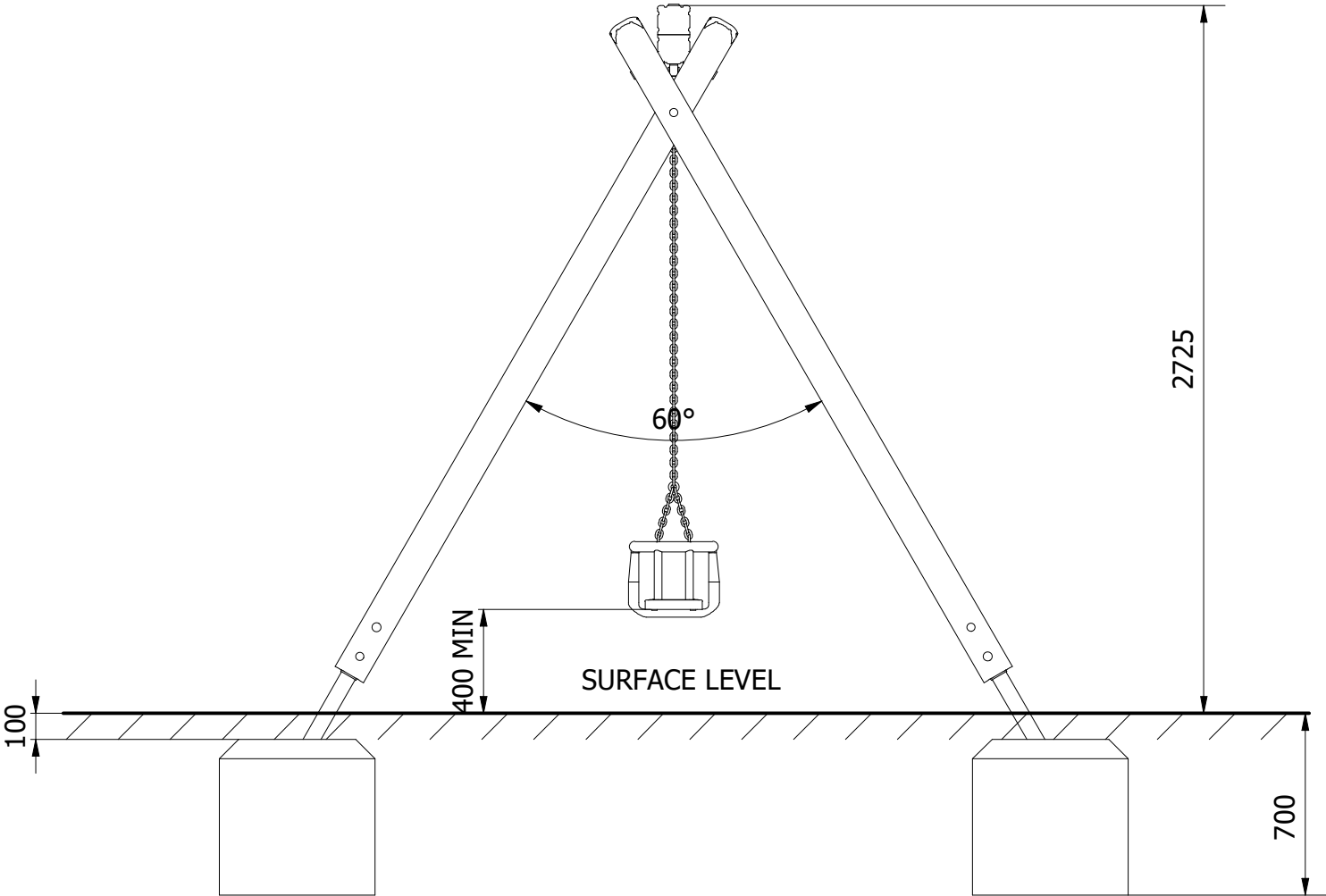


PARTS LIST				
ITEM	QTY	PART NUMBER	DESCRIPTION	STOCK NUMBER
1	1	TB-200-536	2 X 2.4M X 125MM SAFALOG (BONDED)	COMTIMSAF0001
2	2	TB-200-595	2900 x 125 Safalog	COMTIMSAF0001
3	2	TB-200-596	2900 x 125 Safalog	COMTIMSAF0001
4	2	SW29 SWING FITTING	UNIVERSAL SWING FITTING	SUBSW29
5	1	SWC4 CRADLE	SWING CHAIN	COMSWISTRA0006
6	1	CRADLE SWING SEAT	SW22 CRADLE SEAT	COMSWISEA0004
7	4	MOD-600-121 GROUND FOOT (125)	GROUND FOOT (125)	SUBSTEMIS0006
8	4	M12 X 180 COACH SCREW	M12 X 180 COACH SCREW	COMA2CSM12X180
9	2	M12 X 240 COACH BOLT	M12 x 240 (DIN 603)	COMA2CBM12X240
10	4	M10 NYLOC NUT	M10 NYLOC NUT (DIN 985)	COMA2NNM10
11	4	M10 WASHER	M10 WASHER (DIN 125)	COMA2FWM10
12	4	M12 NYLOC NUT	M12 NYLOC NUT (DIN 985)	COMA2NNM12
13	8	M12 WASHER	M12 WASHER (DIN 125)	COMA2FWM12
14	6	30MM BOLT COVER	30MM BLACK CAP	COMPLACAP0001
15	2	38MM BOLT COVER	38MM CAP	COMPLACAP0016
16	4	400 x 600 x 600	0.144M³ CONCRETE FOUNDATION	



UNLESS OTHERWISE SPECIFIED:
DIMENSIONS ARE IN MILLIMETERS
TOLERANCES:
LINEAR: ±2MM
1 DECIMAL PLACE: ±0.5MM
ANGULAR: ±1°

PROPRIETARY AND CONFIDENTIAL
THE INFORMATION CONTAINED IN THIS
DRAWING IS THE SOLE PROPERTY OF
FENLAND LEISURE PRODUCTS. ANY
REPRODUCTION IN PART OR AS A WHOLE
WITHOUT THE WRITTEN PERMISSION
OF FENLAND
LEISURE PRODUCTS IS PROHIBITED.



Title: PRO-500-243 SINGLE SEAT SWING (CRADLE)

Product Range: PLAYGROUND EQUIPMENT

<1.5M FFH

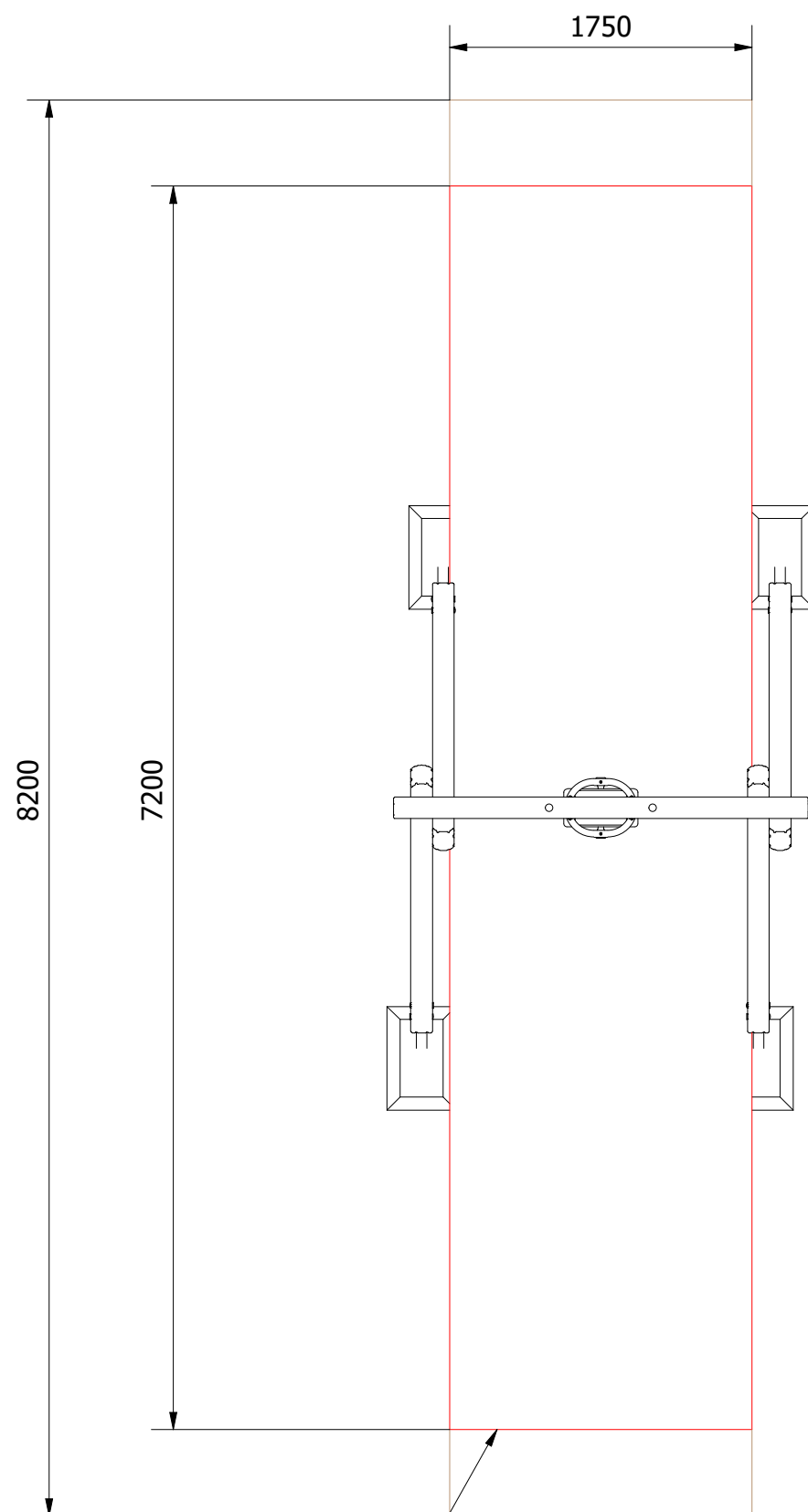
DO NOT SCALE FROM DRAWING

Tel: 01354 638359 www.onlineplaygrounds.co.uk

Date:
22/04/2022

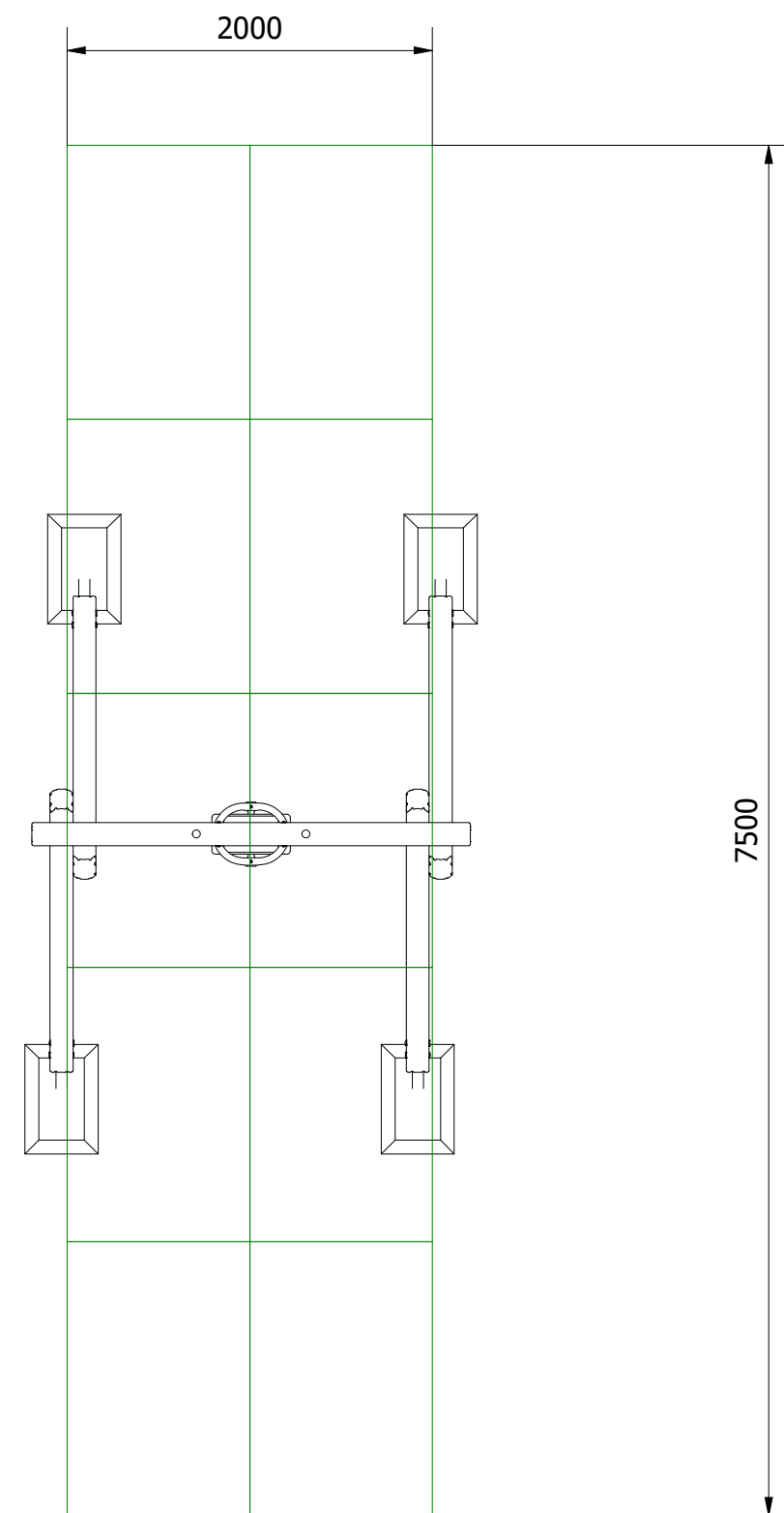
Page: 1

A3



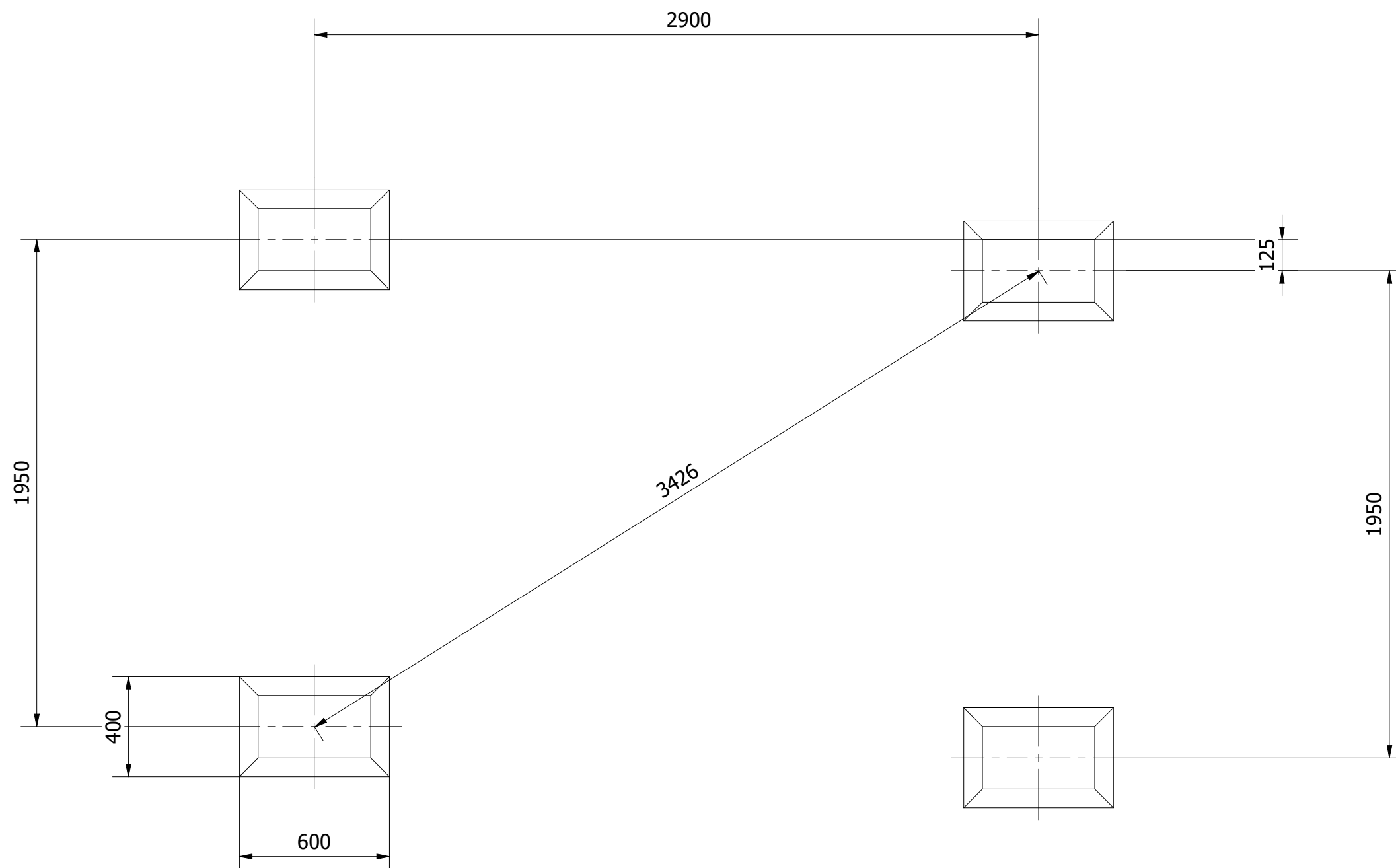
WETPOUR SURFACING
AREA = 12.6M²
PERIMETER = 17.9 L/M

LOOSEFILL SURFACING
AREA = 14.4M²
PERIMETER = 19.9 L/M



10 SAFAGRASS TILES (1.5M X 1.0M)

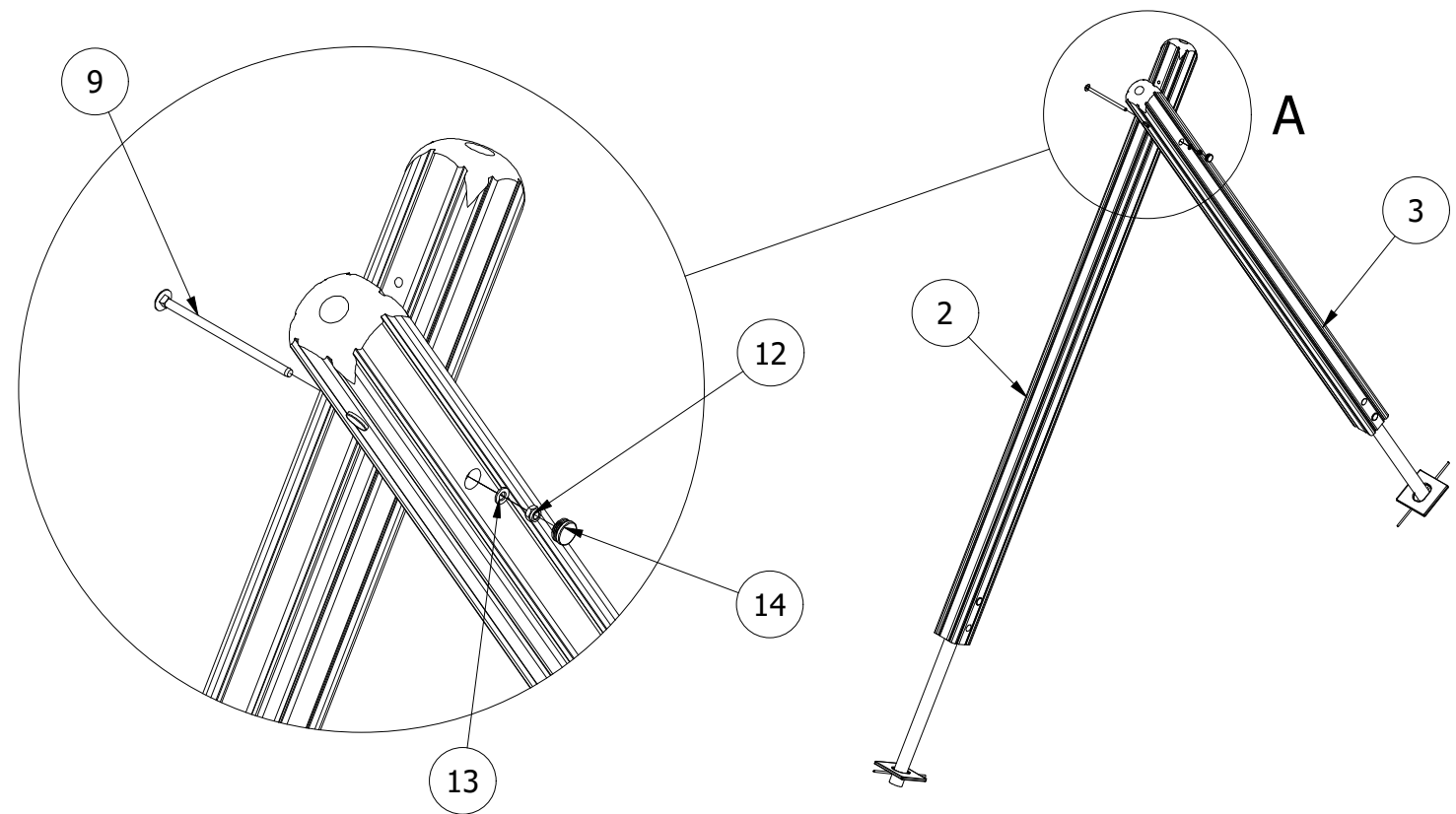
<p>UNLESS OTHERWISE SPECIFIED: DIMENSIONS ARE IN MILLIMETERS</p> <p>TOLERANCES:</p> <p>LINEAR: ±2MM</p> <p>1 DECIMAL PLACE: ±0.5MM</p> <p>ANGULAR: ±1°</p>	<p>PROPRIETARY AND CONFIDENTIAL</p> <p>THE INFORMATION CONTAINED IN THIS DRAWING IS THE SOLE PROPERTY OF FENLAND LEISURE PRODUCTS. ANY REPRODUCTION IN PART OR AS A WHOLE WITHOUT THE WRITTEN PERMISSION OF FENLAND LEISURE PRODUCTS IS PROHIBITED.</p>	Title: PRO-500-243 SINGLE SEAT SWING (CRADLE)	
		Product Range: PLAYGROUND EQUIPMENT	
			Date: 22/04/2022
			Page: 2
			A3
		DO NOT SCALE FROM DRAWING	
Tel: 01354 638359 www.onlineplaygrounds.co.uk			



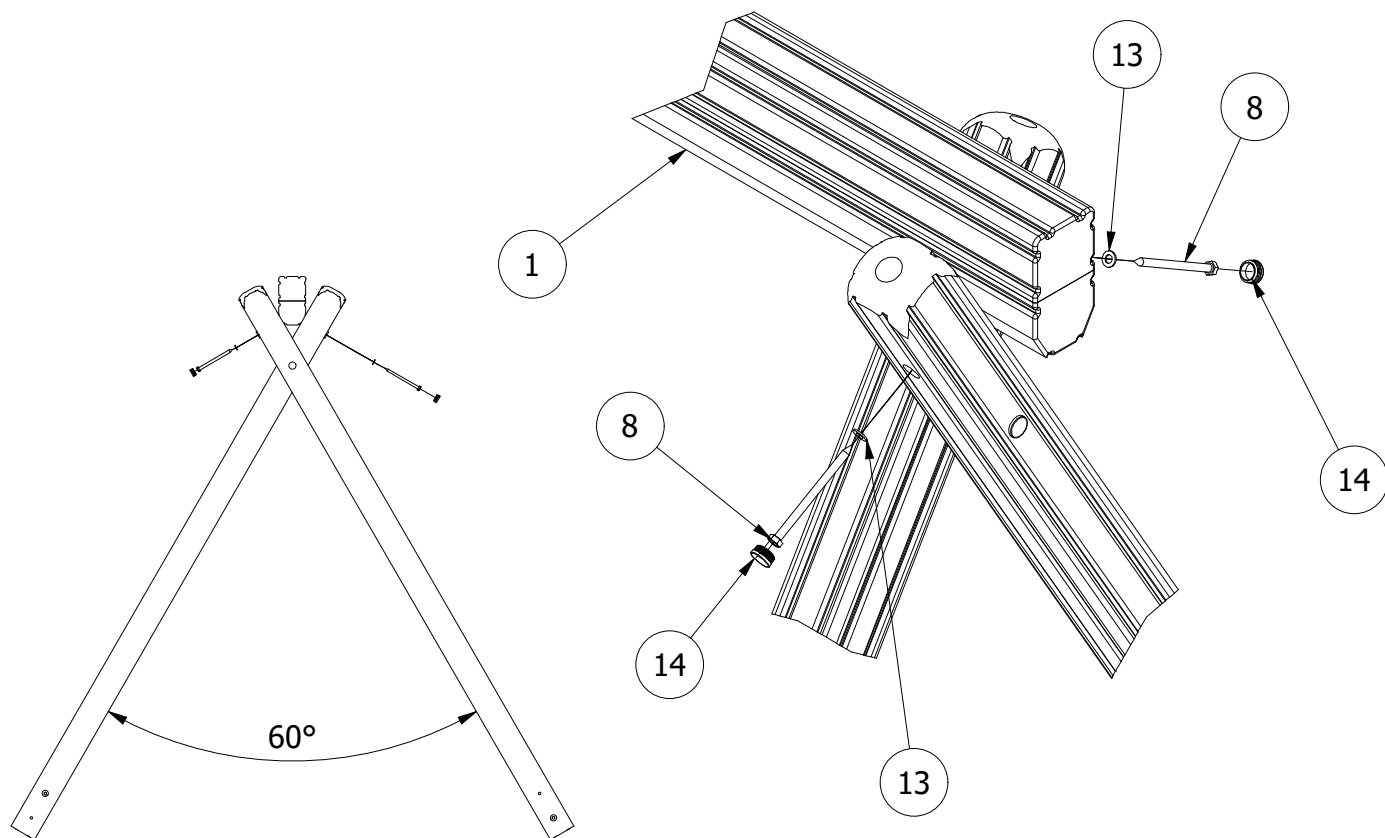
<p>UNLESS OTHERWISE SPECIFIED: DIMENSIONS ARE IN MILLIMETERS TOLERANCES:</p> <p>LINEAR: ±2MM 1 DECIMAL PLACE: ±0.5MM ANGULAR: ±1°</p>		<p>PROPRIETARY AND CONFIDENTIAL</p> <p>THE INFORMATION CONTAINED IN THIS DRAWING IS THE SOLE PROPERTY OF FENLAND LEISURE PRODUCTS. ANY REPRODUCTION IN PART OR AS A WHOLE WITHOUT THE WRITTEN PERMISSION OF FENLAND LEISURE PRODUCTS IS PROHIBITED.</p>		<p>Title: PRO-500-243 SINGLE SEAT SWING (CRADLE)</p>		
				<p>Product Range: PLAYGROUND EQUIPMENT</p>		
				<p>DO NOT SCALE FROM DRAWING</p> <p>Tel: 01354 638359 www.onlineplaygrounds.co.uk</p>		
						<p>Date:</p> <p>22/04/2022</p>
						<p>Page: 3</p>
				<p>A3</p>		

ALL FOUNDATIONS 400 X 600 X 700 DEEP UNLESS OTHERWISE SPECIFIED

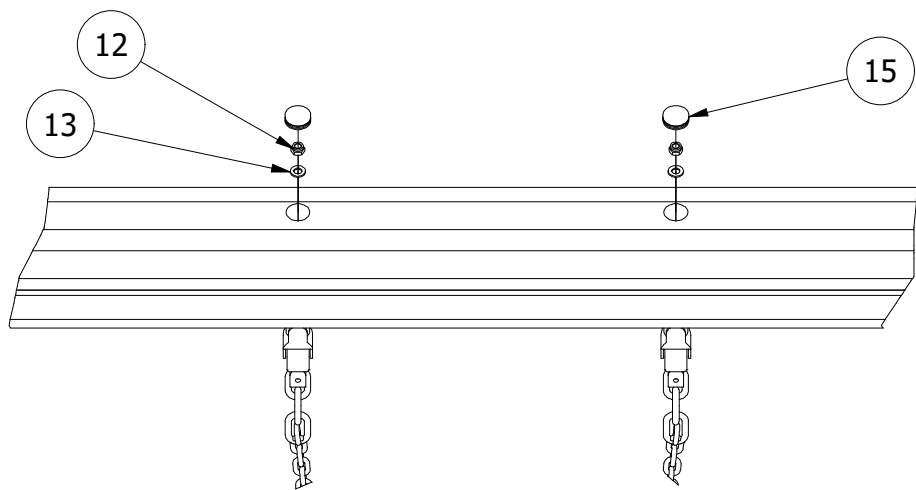
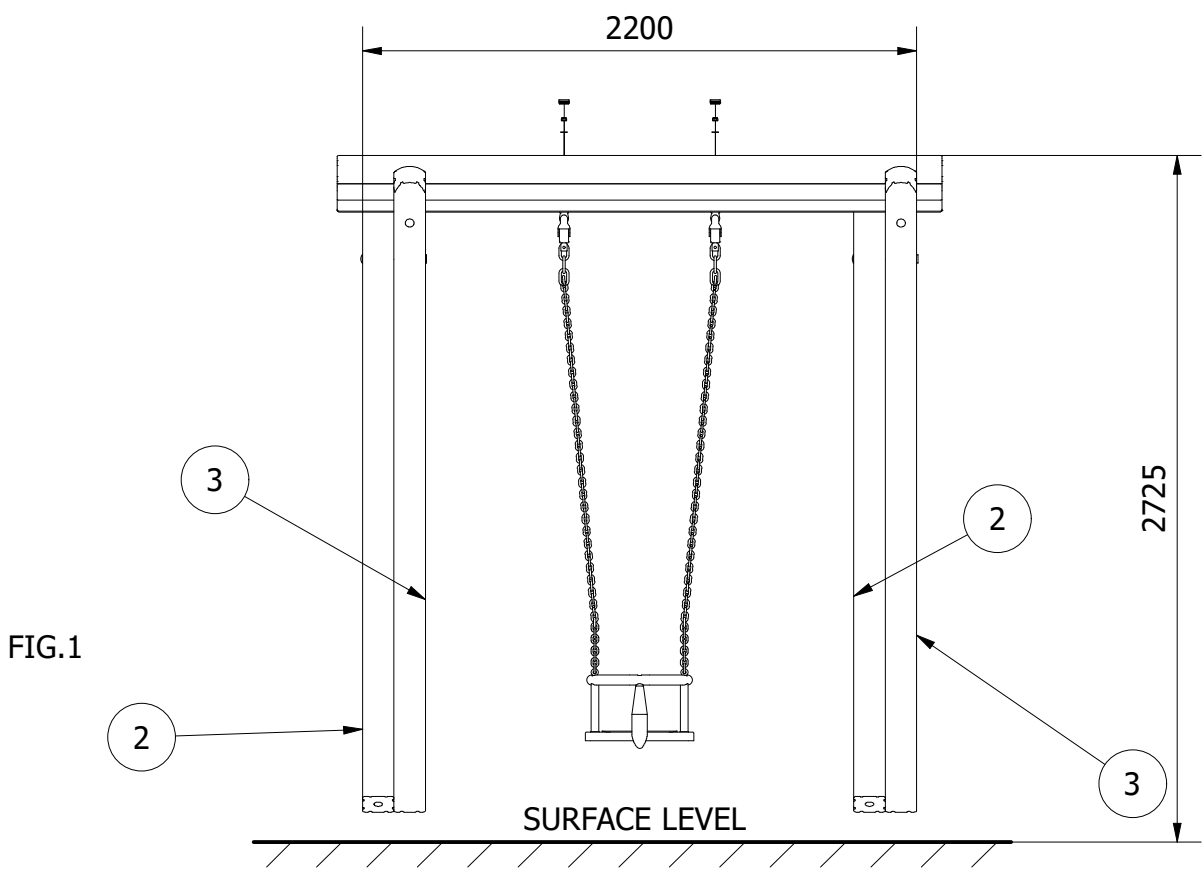
1. CREATE THE TWO SWING A-FRAMES USING THE SUPPLIED FIXINGS AS ILLUSTRATED BELOW.



2. POSITION THE A-FRAMES INTO THE FOUNDATION HOLES AND BRACE. (TAKE NOTE OF THE POSITION OF THE POSTS AS SHOWN IN FIG 1) POSITION THE TOP BAR ONTO THE A-FRAMES AND SECURE IN PLACE.



3. AS ILLUSTRATED, SECURE THE SWING HANGER TO THE UNDERSIDE OF THE TOP BAR



UNLESS OTHERWISE SPECIFIED:
DIMENSIONS ARE IN MILLIMETERS
TOLERANCES:
LINEAR: ±2MM
1 DECIMAL PLACE: ±0.5MM
ANGULAR: ±1°

PROPRIETARY AND CONFIDENTIAL
THE INFORMATION CONTAINED IN THIS
DRAWING IS THE SOLE PROPERTY OF
FENLAND LEISURE PRODUCTS. ANY
REPRODUCTION IN PART OR AS A WHOLE
WITHOUT THE WRITTEN PERMISSION
OF FENLAND
LEISURE PRODUCTS IS PROHIBITED.

Title: PRO-500-243 SINGLE SEAT SWING (CRADLE)

Product Range: PLAYGROUND EQUIPMENT

Date:
22/04/2022

Page: 4

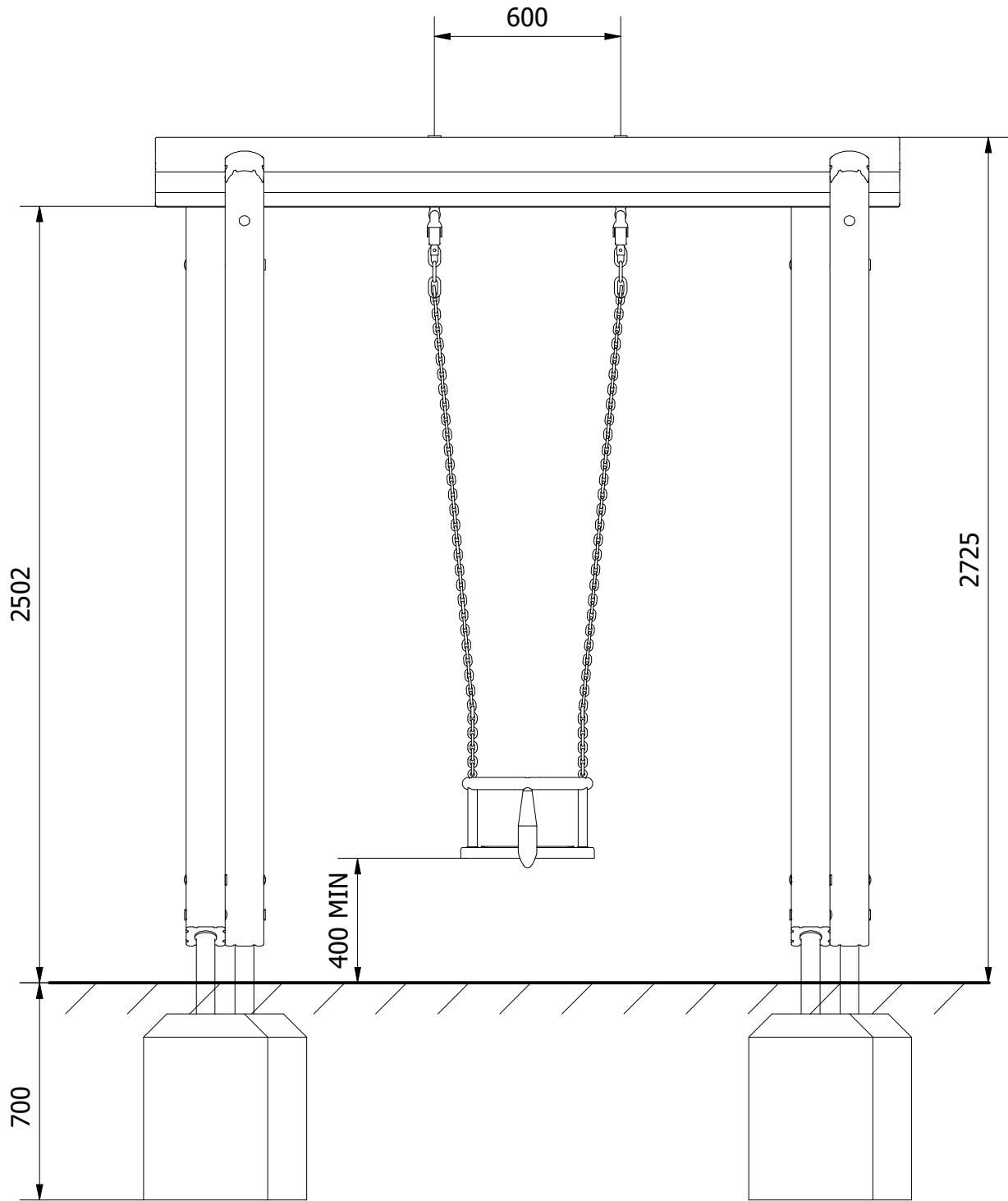
A3

OLP
online playgrounds

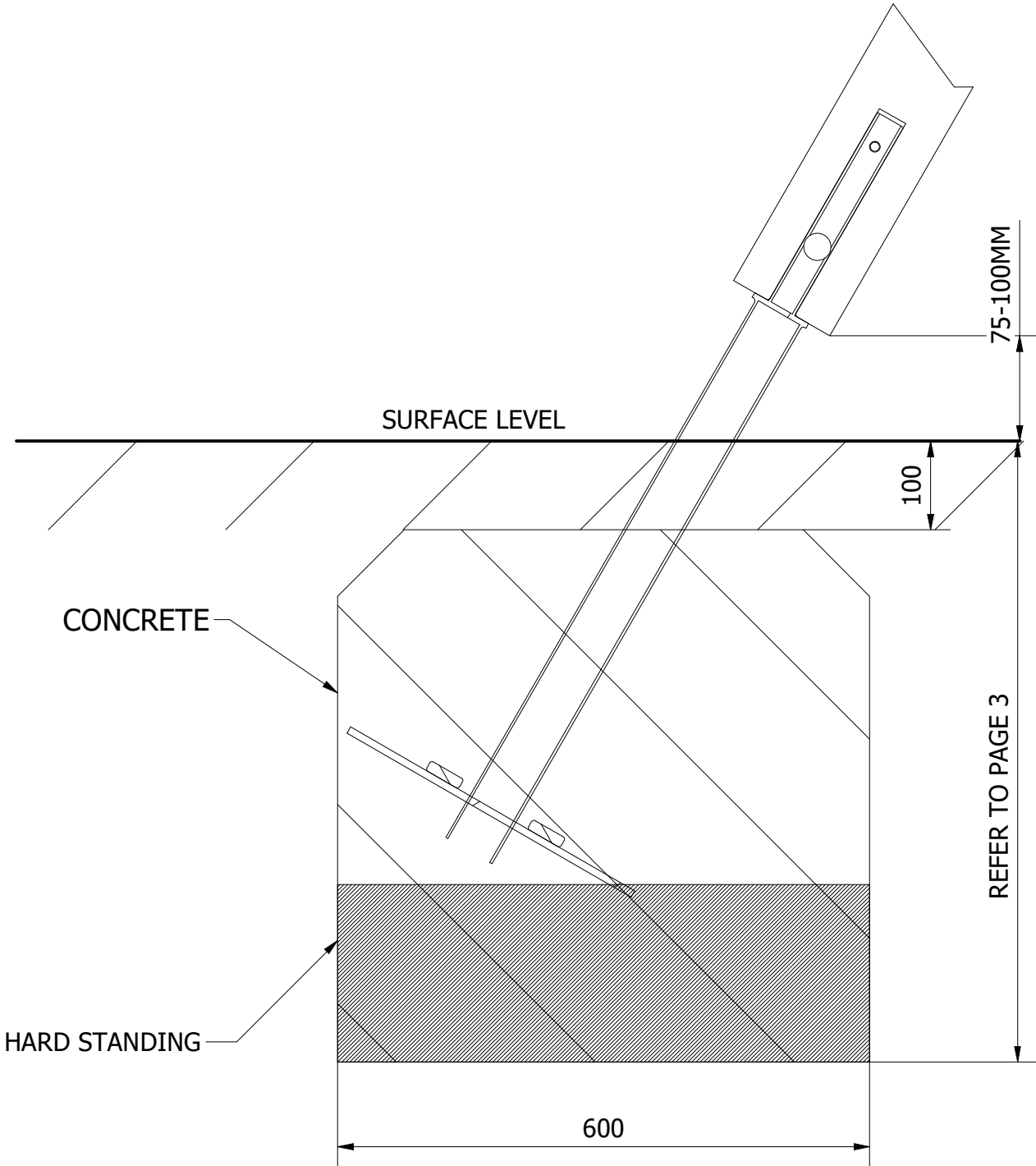
DO NOT SCALE FROM DRAWING

Tel: 01354 638359 www.onlineplaygrounds.co.uk

4. HANG THE FLAT SEAT SWING ATTACHING THE SWING CHAIN TO THE SWING HANGER. AS SHOWN BELOW, ENSURE THE SEAT SITS A MINIMUM OF 400MM FROM FINISHED SURFACE LEVEL TO UNDERSIDE OF THE FLAT SEAT.



2. FINALLY, ENSURE UNIT IS LEVEL AND PLUMB, ALL FIXINGS HAVE BEEN TIGHTENED AND PROTECTIVE CAPS IN PLACE. ADD CONCRETE TO EACH FOUNDATION HOLE AND LEAVE FOR 48 HOURS



UNLESS OTHERWISE SPECIFIED:
DIMENSIONS ARE IN MILLIMETERS
TOLERANCES:
LINEAR: $\pm 2\text{MM}$
1 DECIMAL PLACE: $\pm 0.5\text{MM}$
ANGULAR: $\pm 1^\circ$

PROPRIETARY AND CONFIDENTIAL
THE INFORMATION CONTAINED IN THIS
DRAWING IS THE SOLE PROPERTY OF
FENLAND LEISURE PRODUCTS. ANY
REPRODUCTION IN PART OR AS A WHOLE
WITHOUT THE WRITTEN PERMISSION
OF FENLAND
LEISURE PRODUCTS IS PROHIBITED.



Title: PRO-500-243 SINGLE SEAT SWING (CRADLE)

Product Range: PLAYGROUND EQUIPMENT

DO NOT SCALE FROM DRAWING

Tel: 01354 638359 www.onlineplaygrounds.co.uk

Date:
22/04/2022

Page: 5

A3