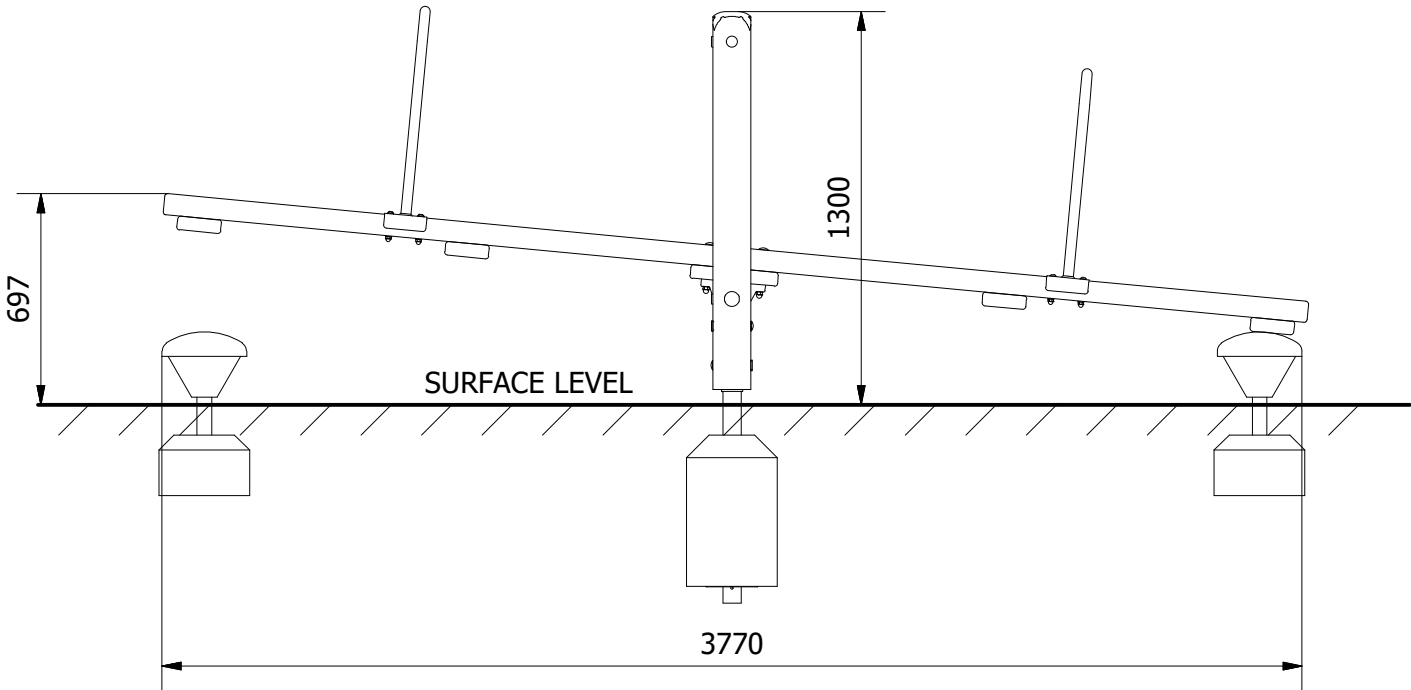
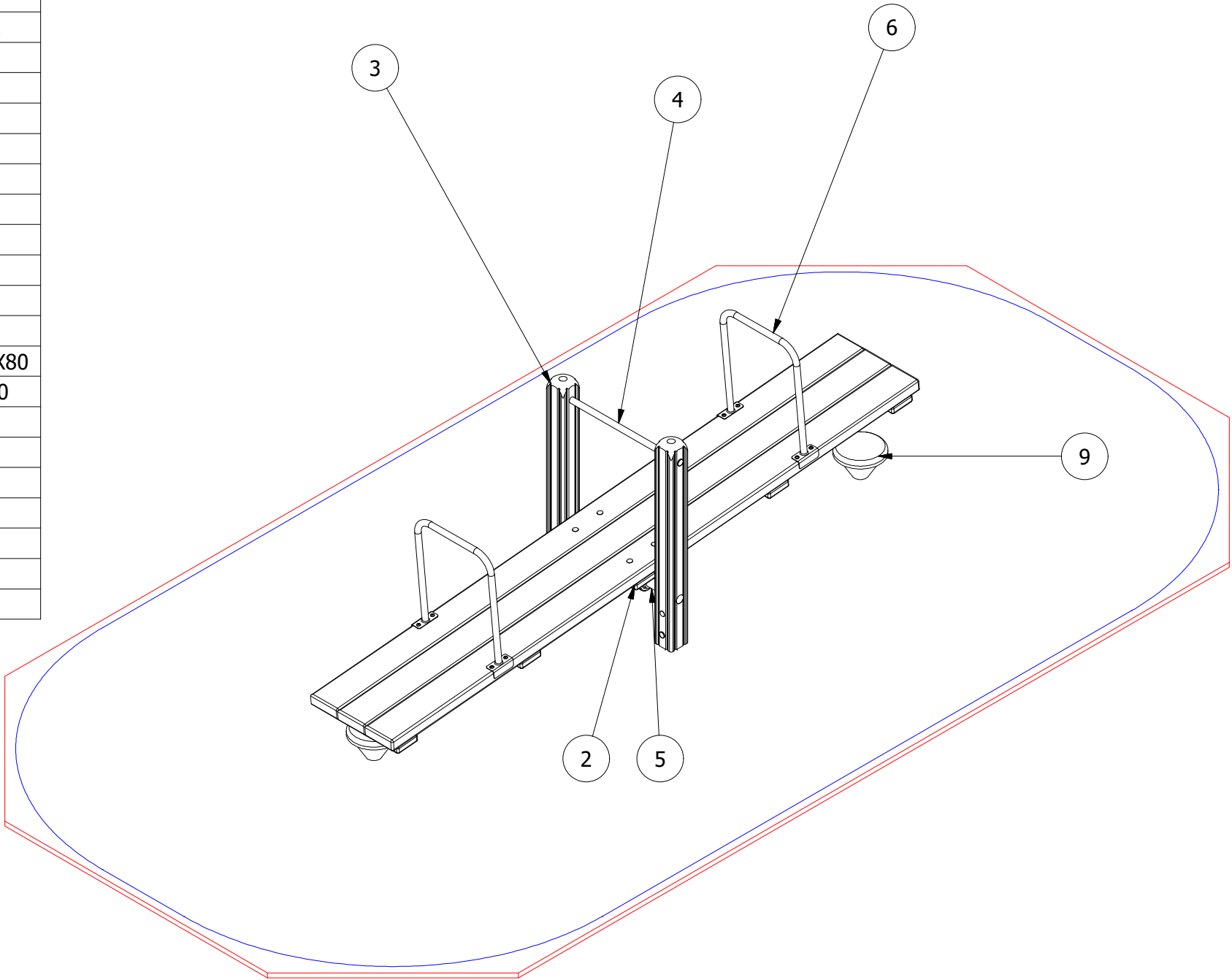


PARTS LIST				
ITEM	QTY	PART NUMBER	DESCRIPTION	STOCK NUMBER
1	3	TB-200-931	3800 X 195 X 70	COMTIMSAW0002
2	6	TB-200-932	580 X 145 X 45	COMTIMSAW0005
3	2	TB-200-933	1250MM X 125MM (POST INSERT)	COMTIMSAF0001
4	1	MT-300-070	836 X 33.7 DIA SS	
5	1	MT-300-083	900 X 50 OD SS BAR	
6	2	MT-300-084	SEE-SAW HANDLE	
7	2	SL50A RHP PILLOW BLOCK BEARING	50MM PILLOW BLOCK BEARING	COMBEAR009
8	2	MOD-600-121 GROUND FOOT (125)	GROUND FOOT (125)	SUBSTEMIS0006
9	2	ART.1155 SOFTENER	SEE-SAW SOFTENER	COMSTEMIS0008
10	72	M6 X 80 TORX WOODSCREW	80MM TORX WOODSCREW	COMA2WS6X80
11	4	M8 X 80 TORX WASHER HEAD	80MM WASHER SCREW	COMA2WH8X80
12	8	M10 X 80 BUTTON HEAD	80MM BUTTON HEAD	COMA2BHMSM10X80
13	4	M12 X 150 COACH BOLT	M12 X 150 (DIN 603)	COMA2CBM12x150
14	16	M10 WASHER	M10 WASHER (DIN 125)	COMA2FWM10
15	8	M10 DOME NUT (DIN 1587)	M10 DOME NUT	COMA2DNM10
16	4	M12 DOME NUT	M12 DOME NUT (DIN 1587)	COMA2DNM12
17	4	30MM BOLT COVER	30MM BLACK CAP	COMPLACAP0001
18	2	34MM BOLT COVER	34MM CAP	COMPLACAP0003
19	2	300 x 300 x 500	0.045M³ CONCRETE FOUNDATION	
20	2	300 x 300 x 200	0.018M³ CONCRETE FOUNDATION	

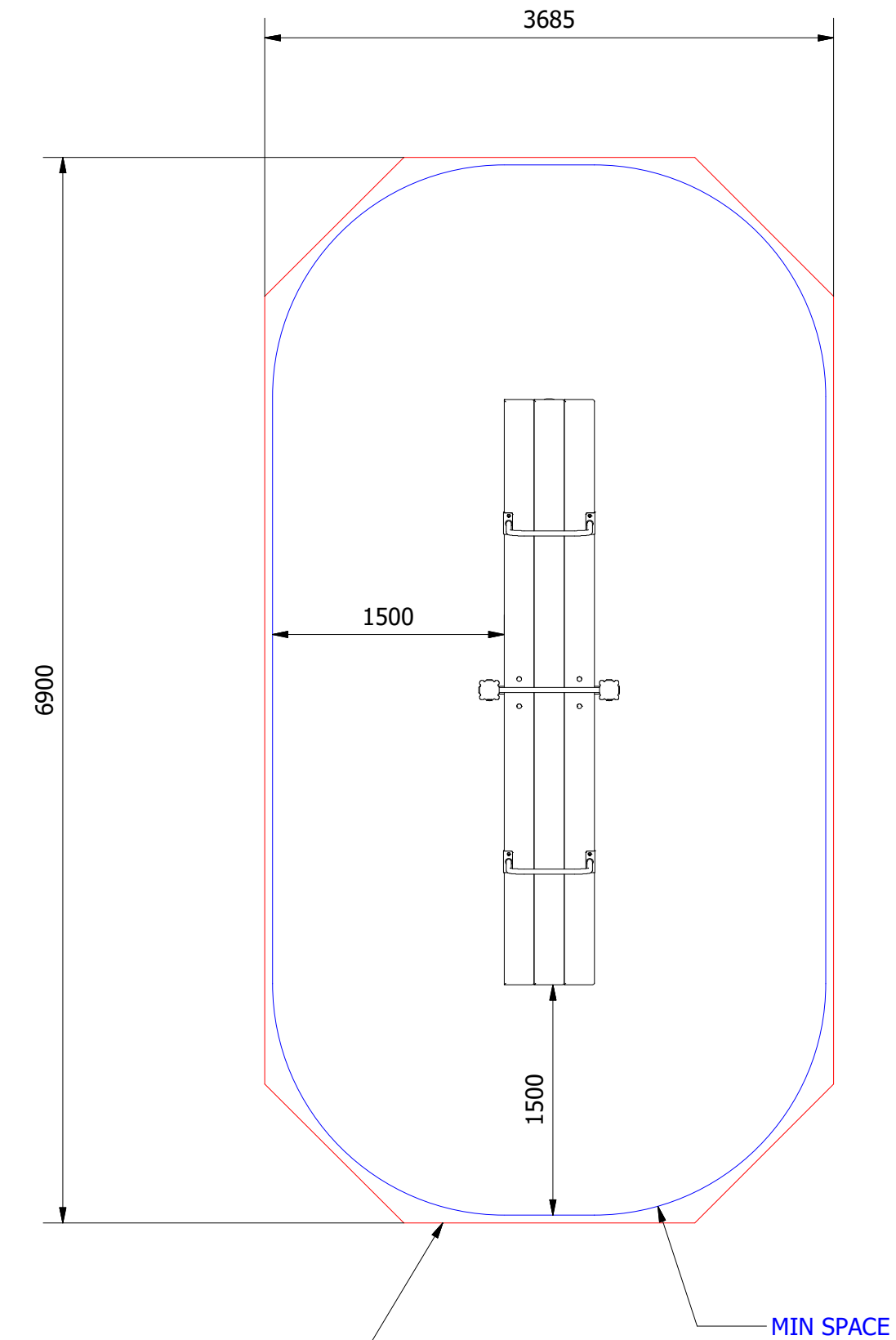


UNLESS OTHERWISE SPECIFIED:  
DIMENSIONS ARE IN MILLIMETERS  
TOLERANCES:  
LINEAR: ±2MM  
1 DECIMAL PLACE: ±0.5MM  
ANGULAR: ±1°

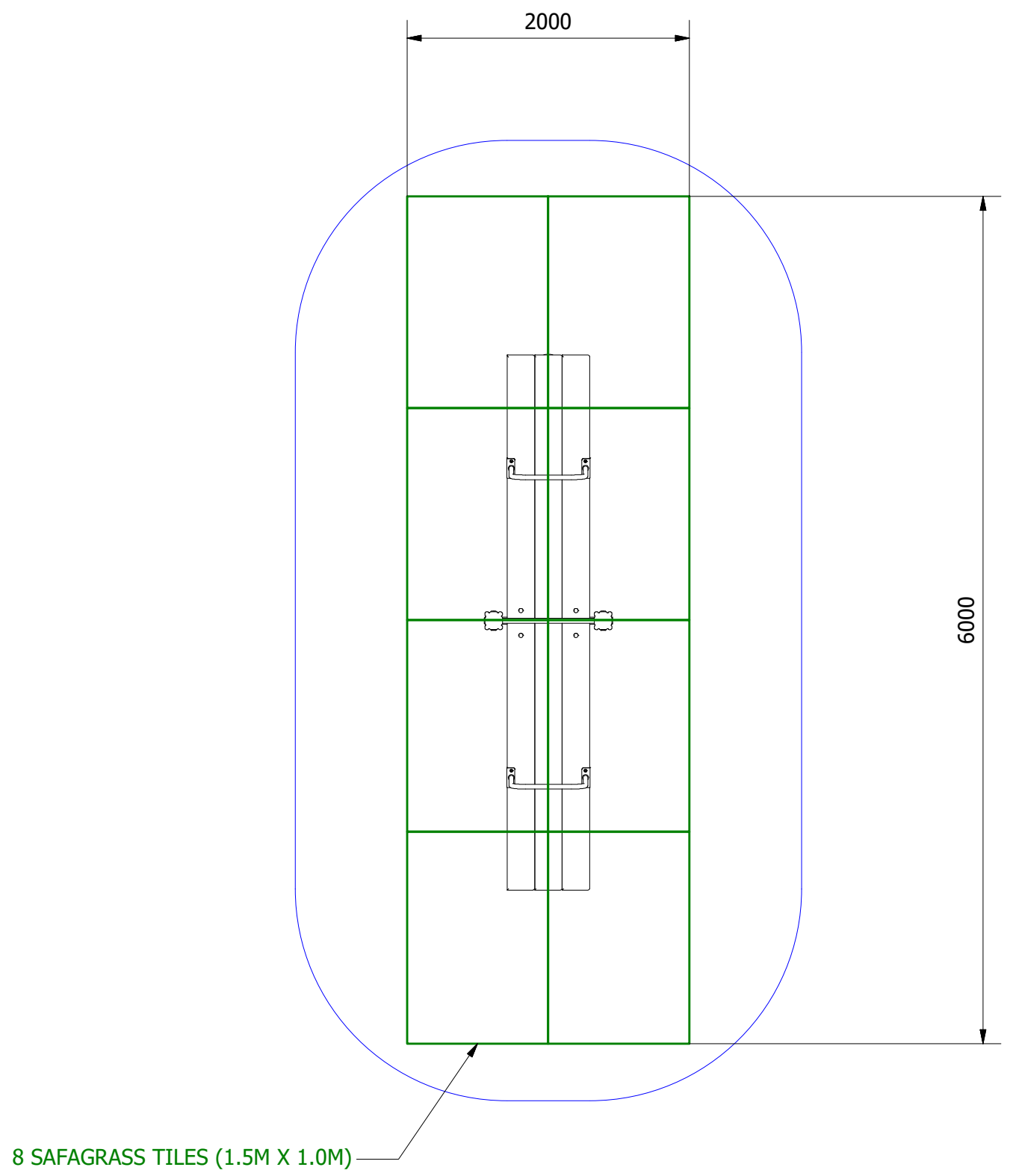
**PROPRIETARY AND CONFIDENTIAL**  
THE INFORMATION CONTAINED IN THIS  
DRAWING IS THE SOLE PROPERTY OF  
FENLAND LEISURE PRODUCTS. ANY  
REPRODUCTION IN PART OR AS A WHOLE  
WITHOUT THE WRITTEN PERMISSION  
OF FENLAND  
LEISURE PRODUCTS IS PROHIBITED.



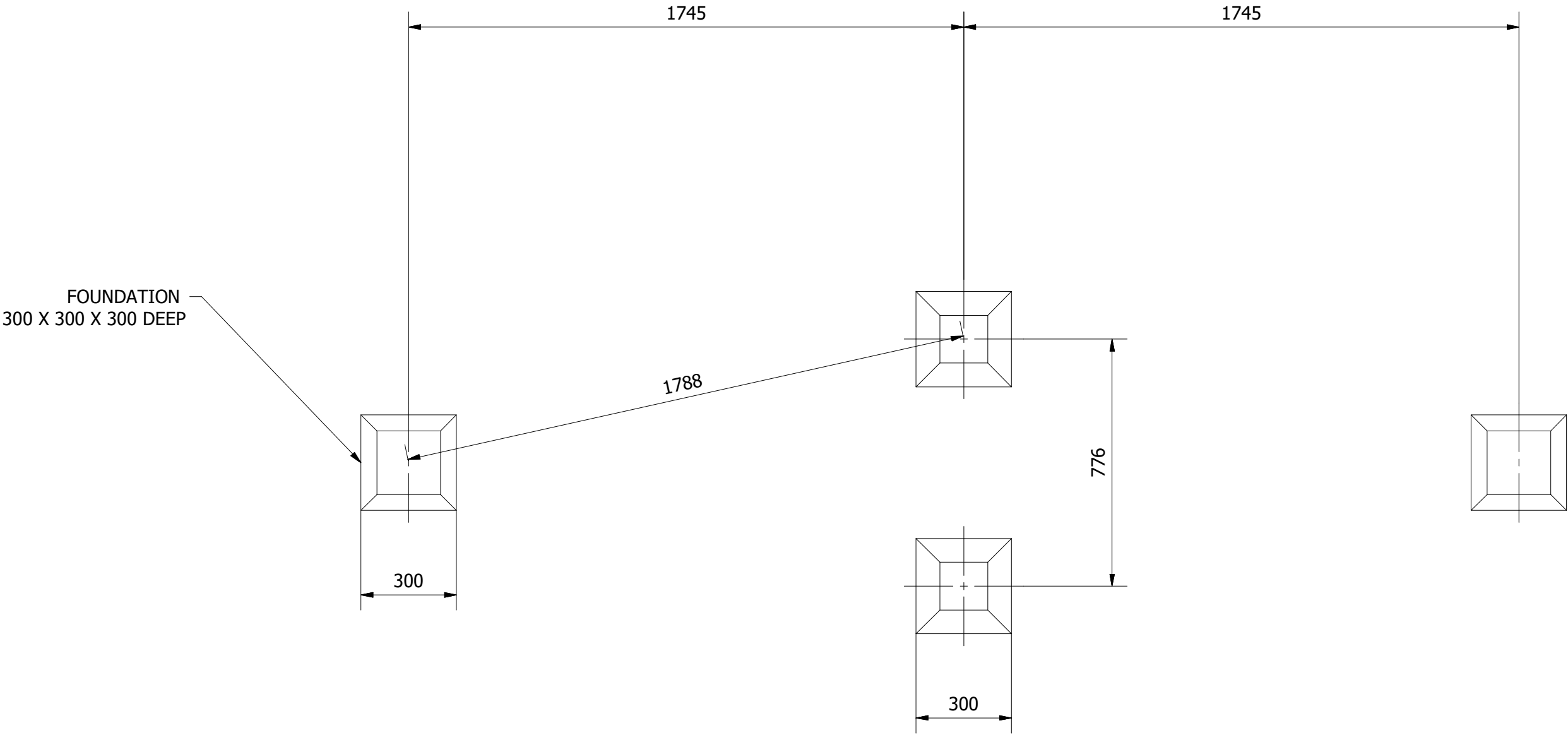
Title: PRO-500-234 STAND UP SEE-SAW	
Product Range: PLAYGROUND EQUIPMENT	
0.7M FFH	Date: 19/08/2021
DO NOT SCALE FROM DRAWING	
Tel: 01354 638359 www.onlineplaygrounds.co.uk	
Page: 1	
A3	



WETPOUR SURFACING  
 AREA = 23.8M<sup>2</sup>  
 PERIMETER = 19.0 L/M



UNLESS OTHERWISE SPECIFIED: DIMENSIONS ARE IN MILLIMETERS TOLERANCES: LINEAR:           ±2MM 1 DECIMAL PLACE: ±0.5MM ANGULAR:         ±1°	PROPRIETARY AND CONFIDENTIAL	Title: PRO-500-234 STAND UP SEE-SAW	
	THE INFORMATION CONTAINED IN THIS DRAWING IS THE SOLE PROPERTY OF FENLAND LEISURE PRODUCTS. ANY REPRODUCTION IN PART OR AS A WHOLE WITHOUT THE WRITTEN PERMISSION OF FENLAND LEISURE PRODUCTS IS PROHIBITED.	Product Range: PLAYGROUND EQUIPMENT	
	DO NOT SCALE FROM DRAWING		Date:  19/08/2021
			Page: 2
			A3
	Tel: 01354 638359   www.onlineplaygrounds.co.uk		



ALL FOUNDATIONS 300 X 300 X 600 DEEP UNLESS OTHERWISE SPECIFIED

UNLESS OTHERWISE SPECIFIED: DIMENSIONS ARE IN MILLIMETERS TOLERANCES: LINEAR:           ±2MM 1 DECIMAL PLACE: ±0.5MM ANGULAR:         ±1°		PROPRIETARY AND CONFIDENTIAL  THE INFORMATION CONTAINED IN THIS DRAWING IS THE SOLE PROPERTY OF FENLAND LEISURE PRODUCTS. ANY REPRODUCTION IN PART OR AS A WHOLE WITHOUT THE WRITTEN PERMISSION OF FENLAND LEISURE PRODUCTS IS PROHIBITED.		Title:  	
--	--	--	--	----------------	--

- 
- Technical drawing of a metal profile with a total length of 1000 mm and a height of 585 mm. The profile features five vertical stiffeners. The dimensions between the stiffeners are 123 mm, 890 mm, 815 mm, and 145 mm. Callout 1 points to the bottom flange, callout 2 points to a stiffener, and callout 10 points to the top flange.

- 
- Technical drawing of a long metal beam. Callout 7 points to a circular feature on the bottom flange. Callout 13 points to a vertical pin on the top flange. Callout 16 points to a bolt on the bottom flange. Callout A points to a bracket assembly on the bottom flange.

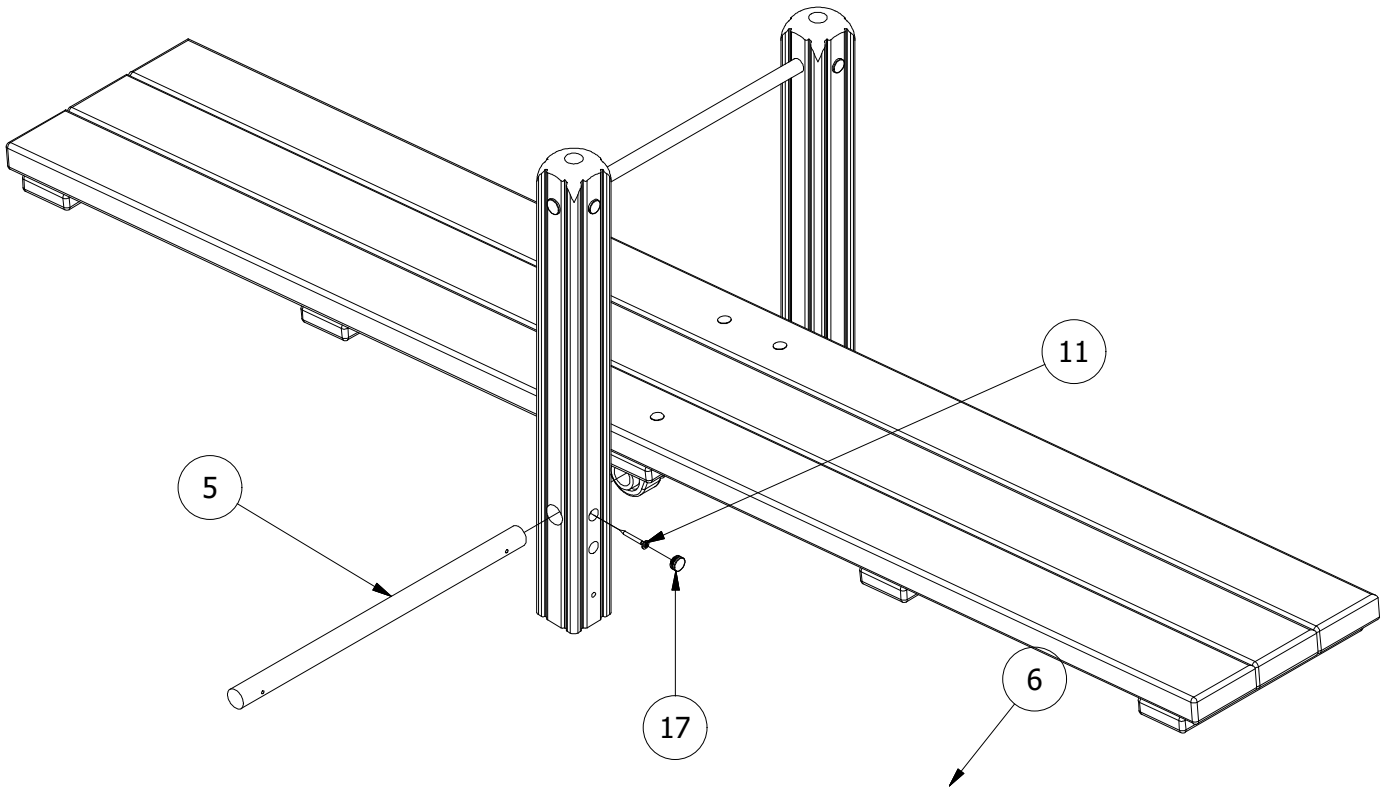
- 

- 
- The left drawing is a side elevation of the mounting bracket. It shows a vertical plate with a horizontal flange at the top. The flange has a thickness of 50 units. The vertical plate has a width of 100 units. The top of the vertical plate is labeled "SURFACE LEVEL". The bottom of the vertical plate is labeled "CONCRETE". A dimension line indicates a height of 240 MIN from the concrete to the top of the flange. A reference line points to the bottom of the vertical plate with the text "REFER TO PAGE 3".
- The right drawing is a top-down view of the base plate. It shows a rectangular plate with a central circular hole. The hole has a diameter of 25 units. A dimension line indicates a distance of 240 MIN from the center of the hole to the bottom edge of the plate. A reference line points to the bottom edge of the plate with the text "REFER TO PAGE 3".

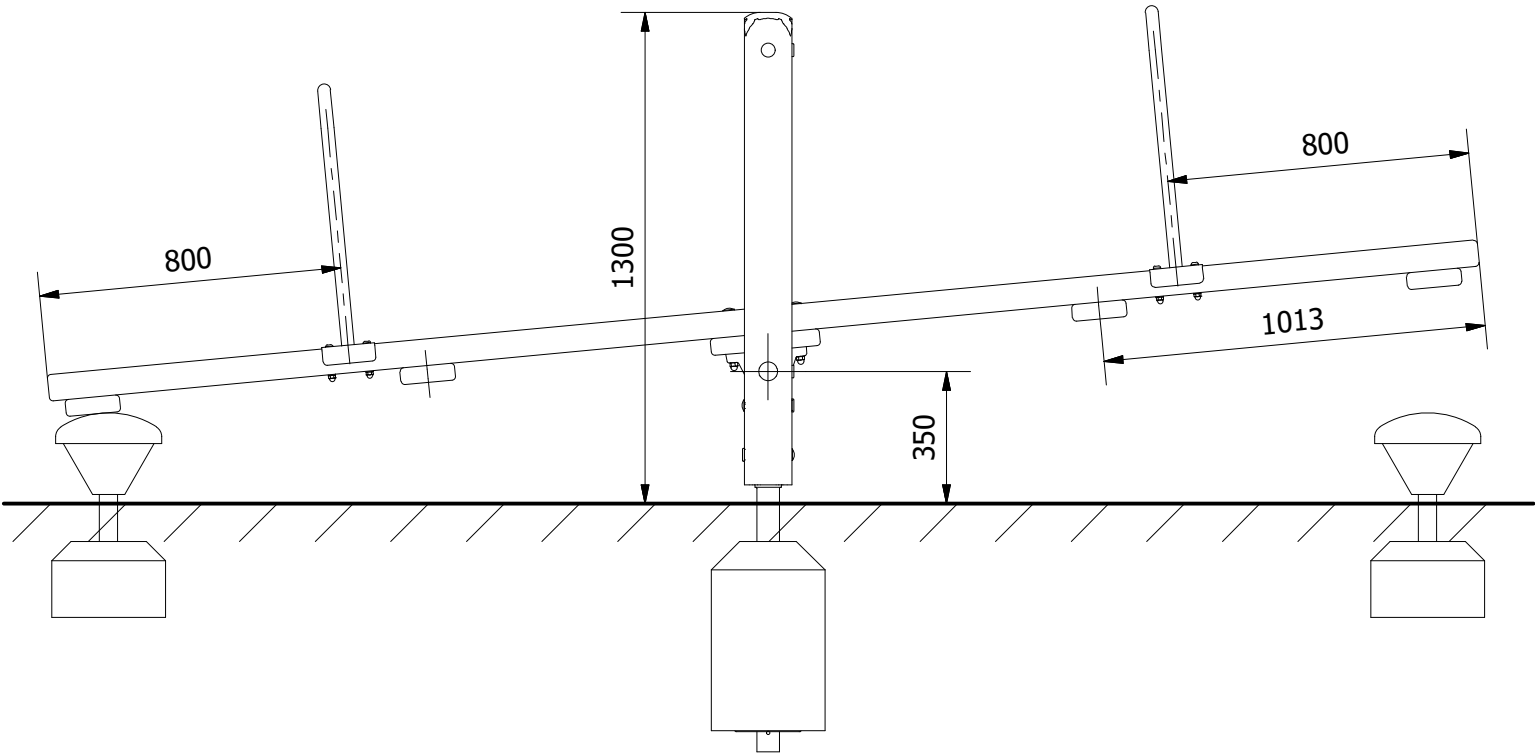
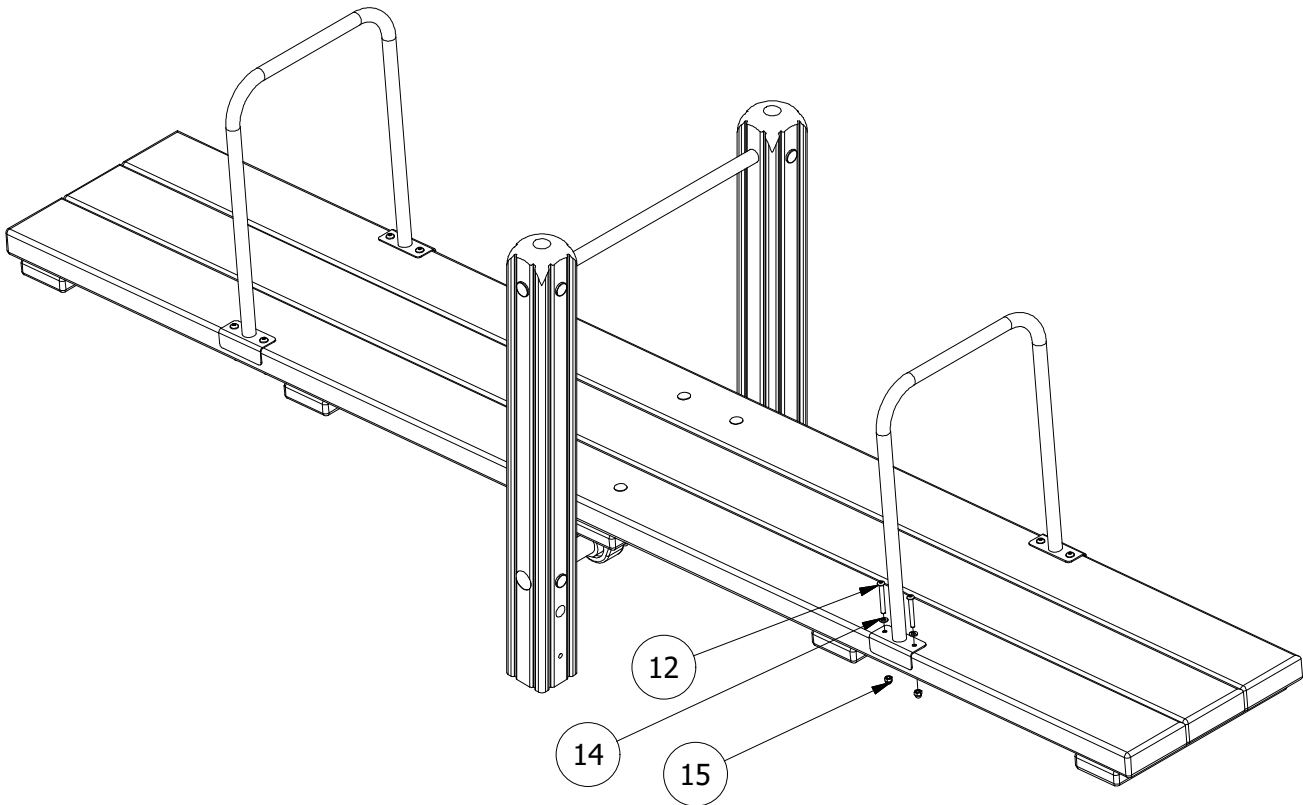


5. POSITION THE PIVOT BOARD BETWEEN THE TWO POSTS AND LIFT SO THE HOLES FROM THE BEARING ARE LEVEL WITH THE 2 LARGE HOLES IN THE POSTS. SLIDE THE SUPPORT BAR THROUGH THE BOLES OF THE POSTS AND THE BEARINGS AND SECURE TO THE POSTS AS ILLUSTRATED BELOW.

NOTE: ALSO TIGHTEN THE GRUB SCREW ON THE BEARING TO THE STEEL SUPPORT BAR.



3. FINALLY, SECURE THE TWO HANDRAILS TO THE PIVOT BOARD. ENSURE ALL FIXINGS HAVE BEEN TIGHTENED AND PROTECTIVE CAPS IN PLACE.



UNLESS OTHERWISE SPECIFIED:  
DIMENSIONS ARE IN MILLIMETERS  
TOLERANCES:  
LINEAR:  $\pm 2\text{MM}$   
1 DECIMAL PLACE:  $\pm 0.5\text{MM}$   
ANGULAR:  $\pm 1^\circ$

**PROPRIETARY AND CONFIDENTIAL**  
THE INFORMATION CONTAINED IN THIS  
DRAWING IS THE SOLE PROPERTY OF  
FENLAND LEISURE PRODUCTS. ANY  
REPRODUCTION IN PART OR AS A WHOLE  
WITHOUT THE WRITTEN PERMISSION  
OF FENLAND  
LEISURE PRODUCTS IS PROHIBITED.



Title: PRO-500-234 STAND UP SEE-SAW	
Product Range: PLAYGROUND EQUIPMENT	
DO NOT SCALE FROM DRAWING Tel: 01354 638359 www.onlineplaygrounds.co.uk	Date: 19/08/2021
	Page: 5
	A3